



**lpd**  
DOORS

**EXPECT MORE**  
THE COMPLETE COLLECTION 2020

**WE PUT  
UNRIVALLED  
ATTENTION TO  
DETAIL INTO  
EVERYTHING  
WE DO.**

## **WELCOME**

We are thrilled to present an updated brochure displaying our new 2020 range.

Our collection offers internal and external doors, hardware and accessories to suit all styles and to make the most of your interior.

From a traditional oak collection to contemporary colours, we have something for everyone. Our on-trend Manhattan collection is becoming one of our most staple ranges, as well as the popular Vancouver and Mexicano designs.

Whether you opt for a premium, traditional or modern finish for your home, we're confident our doors will create your perfect space.

With almost 40 years of experience and unparalleled attention to detail, our doors stand the test of time and our commitment to quality and a high level of service remains firm.

With LPD, you can always expect more than just the door.



James Gordon  
Founder and Chairman

# CONTENTS

---

**06** Inspiration

**20** INTERNAL

**22** Internal Oak

**148** Internal Bespoke Doors

**150** Internal Roomfold

**154** EXTERNAL

**54** Internal Colours

**80** Internal White

**98** Internal Walnut

**156** External Oak

**162** External GRP Composite

**168** External Timber Composite

**102** Internal Laminates

**108** Internal Essentials

**116** Internal Room Dividers

**172** External Essentials

**182** External Composite Door Sets

**186** External Accessories

**124** Internal Accessories

**142** Internal Pocket Doors

**146** Internal Fire Doors

**192** Environment & Materials

**193** Finishing Guidelines

**193** The LPD Guarantee



The mark of responsible forestry

Look for FSC® certified products

Look for this sign to see which doors are available in bespoke sizes.




# SLEEK, MODERN

# & NEW FOR 2020



Oak



Ash Grey

## MELBOURNE

Deep and distinctive grooves dominate the Melbourne giving it a contemporary and memorable design.

- 2 finishes to choose from
- Pre-finished and fuss free
- Modern design
- Square cut grooves

Collection available on pages 29 and 73



Oak

## MONTREAL

Sleek and modern, available in popular and versatile shades, the Montreal has an unusual design which will make a strong impact on your interior.

- 4 finishes to choose from
- Pre-finished and ready to install
- 2 styles to choose from
- Featuring V Cut grooves to create texture

Collection available on pages 29, 73 and 104




Light Grey Laminate







TRIBECA TINTED GLAZED SHOWN WITH SULLIVAN HANDLE



CHELSEA REEDED GLAZED SHOWN WITH ZERMATT MATT BLACK HANDLE

# MANHATTAN

THESE DOORS WILL INSPIRE YOU



Soho Charcoal



SOHO CHARCOAL GLAZED SHOWN WITH SULLIVAN HANDLE

Provide your living space with an industrial, urban feel with our cool, modern and awe inspired Manhattan range. This collection will really enhance your interior.

- 2 finishes to choose from
- 21 styles to choose from as well as an impressive hardware range
- Simple but effective decorative beading
- On trend colour

Collection available on pages 56-65 and 118-119



# POPULAR DESIGN



Light Grey



## BELIZE

Square cut grooves create the popular five panel design, now available in pre-finished oak and light grey. A versatile option for both traditional and modern homes.


- 3 finishes to choose from
- Can be personalised
- 2 styles to choose from
- Great for home renovation

Collection available on pages 38-39 and 76



Oak

# ...MORE CHOICE



## REIMS OAK

A unique diamond design gives the Reims collection a sophisticated appearance which will add a touch of class to your home. Now available in pre-finished oak and room dividers.

- Pre-finished Oak colour
- Design formed using decorative beading
- 4 Styles to choose from
- A fuss free option which is ready to hang

Collection available on pages 47 and 121







# TRIBECA REDED

An industrial and modern door with a retro twist. Featuring a new, glazed design which will allow light to shine through into your home whilst at the same time, preserving your privacy.

EXPECT MORE THAN JUST THE DOOR

VIEW THE COMPLETE RANGE AT [LPDDOORS.CO.UK](http://LPDDOORS.CO.UK)





# MONTREAL

A new design for LPD, the Montreal features square cut, vertical grooves in an unusual pattern. This contemporary door will give your home a fresh, on trend look.





**ORLY**

A noteworthy design created using decorative beading, this door will become a stand-out feature amongst your internal space.

EXPECT MORE THAN JUST THE DOOR

VIEW THE COMPLETE RANGE AT [LPDDOORS.CO.UK](http://LPDDOORS.CO.UK)





# BARN

Authentic looking, the primed white Barn door will look amazing in cottage styled houses. Featuring V cut grooves and a diagonal bar across the front, this panelled door embraces its rural look and feel.



# VANCOUVER SMOKED OAK

In a warm and welcoming smoked oak, this is a refreshing change to your traditional oak Vancouver. Featuring a ladder style design, the rich, smoked oak finish will excel in your home.



# INTERIOR

# INTERNAL OAK COLLECTION

A versatile choice, oak is dependable, trendy and will always look good.

BELIZE PRE-FINISHED OAK SEE PAGE 38



**Bespoke Service Available**  
on selected ranges

We are delighted to be able to offer special sized doors in most models from this range of doors. Availability is subject to confirmation at the time of enquiry.



PREMIUM  
**OAK**

Our premium oak doors are charmingly stylish, which incorporate high quality features throughout your home. The use of solid timber and bolection moulds on our premium oak doors creates a consistent, high end feel amongst your interior and coming fully pre-finished, they are ready to hang.



EINDHOVEN SHOWN WITH CARINA MATT BLACK HANDLE SEE PAGE 134



**EINDHOVEN**

Material Pre-finished Oak  
Core Solid  
Glazing N/A

| Size      | Code     |
|-----------|----------|
| 78" x 24" | EINOAK24 |
| 78" x 27" | EINOAK27 |
| 78" x 30" | EINOAK30 |
| 78" x 33" | EINOAK33 |

**30 Minute Fire Doors**  
78" x 27" EINOAKFC27  
78" x 30" EINOAKFC30  
78" x 33" EINOAKFC33

b



**EINDHOVEN GLAZED**

Material Pre-finished Oak  
Core Solid  
Glazing Clear

| Size      | Code       |
|-----------|------------|
| 78" x 27" | EINOAKGL27 |
| 78" x 30" | EINOAKGL30 |
| 78" x 33" | EINOAKGL33 |

b



**ARNHEM**

Material Pre-finished Oak  
Core Solid  
Glazing N/A

| Size      | Code     |
|-----------|----------|
| 78" x 24" | ARNOAK24 |
| 78" x 27" | ARNOAK27 |
| 78" x 30" | ARNOAK30 |
| 78" x 33" | ARNOAK33 |

**30 Minute Fire Doors**  
78" x 27" ARNOAKFC27  
78" x 30" ARNOAKFC30  
78" x 33" ARNOAKFC33

b



**ARNHEM GLAZED**

Material Pre-finished Oak  
Core Solid  
Glazing Clear

| Size      | Code       |
|-----------|------------|
| 78" x 27" | ARNOAKGL27 |
| 78" x 30" | ARNOAKGL30 |
| 78" x 33" | ARNOAKGL33 |

b





**AMSTERDAM**

Material Pre-finished Oak  
Core Solid  
Glazing N/A

| Size      | Code     |
|-----------|----------|
| 78" x 24" | AMSOAK24 |
| 78" x 27" | AMSOAK27 |
| 78" x 30" | AMSOAK30 |
| 78" x 33" | AMSOAK33 |

**30 Minute Fire Doors**  
78" x 27" AMSOAKFC27  
78" x 30" AMSOAKFC30  
78" x 33" AMSOAKFC33

b



**AMSTERDAM GLAZED**

Material Pre-finished Oak  
Core Solid  
Glazing Clear

| Size      | Code       |
|-----------|------------|
| 78" x 27" | AMSOAKGL27 |
| 78" x 30" | AMSOAKGL30 |
| 78" x 33" | AMSOAKGL33 |

b



**MADRID**

Material Pre-finished Oak  
Core Solid  
Glazing N/A

| Size      | Code     |
|-----------|----------|
| 78" x 24" | MADOAK24 |
| 78" x 27" | MADOAK27 |
| 78" x 30" | MADOAK30 |
| 80" x 32" | MADOAK32 |
| 78" x 33" | MADOAK33 |



**BARCELONA GLAZED**

Material Pre-finished Oak  
Core Solid  
Glazing Clear Bevelled

| Size      | Code     |
|-----------|----------|
| 78" x 24" | BAROAK24 |
| 78" x 27" | BAROAK27 |
| 78" x 30" | BAROAK30 |
| 80" x 32" | BAROAK32 |
| 78" x 33" | BAROAK33 |



**REGENCY 4P SMOKED OAK**

Material Pre-finished Smoked Oak  
Core Solid  
Glazing N/A  
FSC® Certified

| Size      | Code      |
|-----------|-----------|
| 78" x 24" | SOREG4P24 |
| 78" x 27" | SOREG4P27 |
| 78" x 30" | SOREG4P30 |
| 78" x 33" | SOREG4P33 |

**30 Minute Fire Doors**  
78" x 27" SOREG4PFC27  
78" x 30" SOREG4PFC30  
78" x 33" SOREG4PFC33

b **NEW**

“PRE-FINISHED, WARM AND INVITING, THE SMOKED OAK RANGE WILL ADD A LAVISH TOUCH TO YOUR INTERIOR”



b **NEW**

**RICHMOND SMOKED OAK GLAZED**

Material Pre-finished Smoked Oak  
Core Solid  
Glazing Clear  
FSC® Certified

| Size      | Code      |
|-----------|-----------|
| 78" x 27" | SORICCG27 |
| 78" x 30" | SORICCG30 |
| 78" x 33" | SORICCG33 |

# MODERN OAK

Featuring some of our most popular doors such as the Mexicano and the Vancouver, the modern oak collection features sleek, fresh and on trend designs. These doors are an ideal choice to add some warmth to your home whilst keeping your interior looking cool and stylish. Some of these doors are unfinished so are ready to be personalised to match your latest decor. This collection of doors guarantees to embrace your home!



“UNUSUAL AND  
ULTRA-TRENDY,  
THESE DOORS ARE  
UNMISSABLE”




## MONTREAL

Material Pre-finished Oak  
Core Solid  
Glazing N/A  
FSC® Certified

| Size      | Code     |
|-----------|----------|
| 78" x 27" | PFOMON27 |
| 78" x 30" | PFOMON30 |
| 78" x 33" | PFOMON33 |

**b** NEW



## MELBOURNE

Material Pre-finished Oak  
Core Solid  
Glazing N/A  
FSC® Certified

| Size      | Code     |
|-----------|----------|
| 78" x 27" | PFOMEL27 |
| 78" x 30" | PFOMEL30 |
| 78" x 33" | PFOMEL33 |

**b** NEW

MELBOURNE IN A POCKET DOOR SYSTEM SHOWN WITH SCORPIO HANDLE SEE PAGES 142-145



“WARM AND FASHIONABLE THIS SHADE IS A SMART VARIATION ON THE TRADITIONAL OAK COLOUR”



**NEW** <sup>b</sup>

**VANCOUVER SMOKED OAK GLAZED**

Material Pre-finished Smoked Oak  
Core Solid  
Raised Moulding Both Sides  
Glazing Clear  
FSC® Certified

| Size      | Code      |
|-----------|-----------|
| 78" x 27" | SOVAN4L27 |
| 78" x 30" | SOVAN4L30 |
| 78" x 33" | SOVAN4L33 |


**NEW** <sup>b</sup>

**VANCOUVER SMOKED OAK**

Material Pre-finished Smoked Oak  
Core Solid  
Glazing N/A  
FSC® Certified

| Size      | Code    |
|-----------|---------|
| 78" x 24" | SOVAN24 |
| 78" x 27" | SOVAN27 |
| 78" x 30" | SOVAN30 |
| 78" x 33" | SOVAN33 |

**30 Minute Fire Doors**  
78" x 27" SOVANFC27  
78" x 30" SOVANFC30  
78" x 33" SOVANFC33



**VANCOUVER**

Material Pre-finished Oak  
Core Solid  
Glazing N/A

| Size         | Code    |
|--------------|---------|
| 78" x 18"    | OVAN18  |
| 78" x 21"    | OVAN21  |
| 78" x 24"    | OVAN24  |
| 78" x 27"    | OVAN27  |
| 78" x 28"    | OVAN28  |
| 78" x 30"    | OVAN30  |
| 80" x 32"    | OVAN32  |
| 78" x 33"    | OVAN33  |
| 2040 x 526mm | OVAN526 |
| 2040 x 626mm | OVAN626 |
| 2040 x 726mm | OVAN726 |
| 2040 x 826mm | OVAN826 |
| 2040 x 926mm | OVAN926 |

**30 Minute Fire Doors**  
78" x 24" OVANFC24  
78" x 27" OVANFC27  
78" x 30" OVANFC30  
80" x 32" OVANFC32  
78" x 33" OVANFC33  
2040 x 626mm OVANFC626  
2040 x 726mm OVANFC726  
2040 x 826mm OVANFC826  
2040 x 926mm OVANFC926

**60 Minute Fire Doors**  
78" x 30" FD60OVAN30  
78" x 33" FD60OVAN33

<sup>b</sup>



**VANCOUVER GLAZED**

Material Pre-finished Oak  
Core Solid  
Raised Moulding Both Sides  
Glazing Clear

| Size         | Code      |
|--------------|-----------|
| 78" x 24"    | OVAN4L24  |
| 78" x 27"    | OVAN4L27  |
| 78" x 30"    | OVAN4L30  |
| 78" x 33"    | OVAN4L33  |
| 2040 x 726mm | OVAN4L726 |
| 2040 x 826mm | OVAN4L826 |

**30 Minute Fire Doors**  
78" x 27" OVAN4LFC27  
78" x 30" OVAN4LFC30  
78" x 33" OVAN4LFC33  
2040 x 726mm OVAN4LFC726  
2040 x 826mm OVAN4LFC826

<sup>b</sup>




**VANCOUVER OFFSET GLAZED**

Material Pre-finished Oak  
Core Solid  
Raised Moulding Both Sides  
Glazing Clear

| Size         | Code        |
|--------------|-------------|
| 78" x 27"    | OVAN4LOS27  |
| 78" x 30"    | OVAN4LOS30  |
| 78" x 33"    | OVAN4LOS33  |
| 2040 x 726mm | OVAN4LOS726 |
| 2040 x 826mm | OVAN4LOS826 |

<sup>b</sup>



**VANCOUVER BRILLIANT CUT GLAZED**

Material Pre-finished Oak  
Core Solid  
Raised Moulding Both Sides  
Glazing Brilliant Clear Cut Lines

| Size         | Code        |
|--------------|-------------|
| 78" x 27"    | OVAN4LBC27  |
| 78" x 30"    | OVAN4LBC30  |
| 78" x 33"    | OVAN4LBC33  |
| 2040 x 726mm | OVAN4LBC726 |
| 2040 x 826mm | OVAN4LBC826 |

<sup>b</sup>



**VANCOUVER LONG LIGHT GLAZED**

Material Pre-finished Oak  
Core Solid  
Raised Moulding Both Sides  
Glazing Clear

| Size      | Code     |
|-----------|----------|
| 78" x 27" | OVANLL27 |
| 78" x 30" | OVANLL30 |
| 78" x 33" | OVANLL33 |

**30 Minute Fire Doors**  
78" x 27" OVANLLFC27  
78" x 30" OVANLLFC30  
78" x 33" OVANLLFC33

<sup>b</sup>



**VANCOUVER BI-FOLD**

Material Pre-finished Oak  
Core Solid  
Glazing N/A

| Size      | Code     |
|-----------|----------|
| 78" x 27" | BFOVAN27 |
| 78" x 30" | BFOVAN30 |

78" height includes track.  
Supplied with track and hinges.



**VANCOUVER PATTERN 10 GLAZED**

Material Pre-finished Oak  
Core Solid  
Raised Moulding Both Sides  
Glazing Clear

| Size         | Code      |
|--------------|-----------|
| 78" x 27"    | OVAN1L27  |
| 78" x 30"    | OVAN1L30  |
| 78" x 33"    | OVAN1L33  |
| 2040 x 726mm | OVAN1L726 |
| 2040 x 826mm | OVAN1L826 |
| 2040 x 926mm | OVAN1L926 |

**30 Minute Fire Doors**  
78" x 27" OVAN1LFC27  
78" x 30" OVAN1LFC30  
78" x 33" OVAN1LFC33

<sup>b</sup>

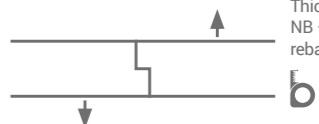


**VANCOUVER PATTERN 10 GLAZED PAIRS**

Material Pre-finished Oak  
Core Solid  
Raised Moulding Both Sides  
Glazing Clear

| Size      | Code        |
|-----------|-------------|
| 78" x 36" | OPRSVANGL36 |
| 78" x 42" | OPRSVANGL42 |
| 78" x 46" | OPRSVANGL46 |
| 78" x 48" | OPRSVANGL48 |
| 78" x 54" | OPRSVANGL54 |
| 78" x 60" | OPRSVANGL60 |

Supplied 40mm Thickness.  
NB – doors supplied rebated.



<sup>b</sup>





“THE COVENTRY, A POLISHED DESIGN WITH STEP PANEL FEATURES”

COVENTRY SHOWN WITH NORMA HANDLE SEE PAGE 131



**SOFIA**

**Material** Pre-finished Oak  
**Core Solid**  
**Glazing** N/A

| Size         | Code      |
|--------------|-----------|
| 78" x 24"    | OSOFIA24  |
| 78" x 27"    | OSOFIA27  |
| 78" x 30"    | OSOFIA30  |
| 78" x 33"    | OSOFIA33  |
| 2040 x 626mm | OSOFIA626 |
| 2040 x 726mm | OSOFIA726 |
| 2040 x 826mm | OSOFIA826 |

**30 Minute Fire Doors**

|              |             |
|--------------|-------------|
| 78" x 27"    | OSOFIAFC27  |
| 78" x 30"    | OSOFIAFC30  |
| 78" x 33"    | OSOFIAFC33  |
| 2040 x 726mm | OSOFIAFC726 |
| 2040 x 826mm | OSOFIAFC826 |



**SOFIA GLAZED**

**Material** Pre-finished Oak  
**Core Solid**  
**Raised Moulding** Both Sides  
**Glazing** Clear

| Size         | Code        |
|--------------|-------------|
| 78" x 24"    | OSOFIAGL24  |
| 78" x 27"    | OSOFIAGL27  |
| 78" x 30"    | OSOFIAGL30  |
| 78" x 33"    | OSOFIAGL33  |
| 2040 x 726mm | OSOFIAGL726 |
| 2040 x 826mm | OSOFIAGL826 |



**CATALONIA**

**Material** Pre-finished Oak  
**Core Solid**  
**Glazing** N/A

| Size      | Code     |
|-----------|----------|
| 78" x 24" | CATOAK24 |
| 78" x 27" | CATOAK27 |
| 78" x 30" | CATOAK30 |
| 78" x 33" | CATOAK33 |

**30 Minute Fire Doors**

|           |            |
|-----------|------------|
| 78" x 27" | CATOAKFC27 |
| 78" x 30" | CATOAKFC30 |
| 78" x 33" | CATOAKFC33 |



**COVENTRY**

**Material** Pre-finished Oak  
**Core Solid**  
**Glazing** N/A  
**FSC® Certified**

| Size         | Code        |
|--------------|-------------|
| 78" x 24"    | PFCOVOAK24  |
| 78" x 27"    | PFCOVOAK27  |
| 78" x 30"    | PFCOVOAK30  |
| 78" x 33"    | PFCOVOAK33  |
| 2040 x 626mm | PFCOVOAK626 |
| 2040 x 726mm | PFCOVOAK726 |
| 2040 x 826mm | PFCOVOAK826 |

**30 Minute Fire Doors**

|              |               |
|--------------|---------------|
| 78" x 27"    | PFCOVOAKFC27  |
| 78" x 30"    | PFCOVOAKFC30  |
| 78" x 33"    | PFCOVOAKFC33  |
| 2040 x 726mm | PFCOVOAKFC726 |
| 2040 x 826mm | PFCOVOAKFC826 |



**COVENTRY GLAZED**

**Material** Pre-finished Oak  
**Core Solid**  
**Glazing** Clear  
**FSC® Certified**

| Size         | Code          |
|--------------|---------------|
| 78" x 24"    | PFCOVOAKGL24  |
| 78" x 27"    | PFCOVOAKGL27  |
| 78" x 30"    | PFCOVOAKGL30  |
| 78" x 33"    | PFCOVOAKGL33  |
| 2040 x 626mm | PFCOVOAKGL626 |
| 2040 x 726mm | PFCOVOAKGL726 |
| 2040 x 826mm | PFCOVOAKGL826 |



**COVENTRY**

**Material** Unfinished Oak  
**Core Solid**  
**Glazing** N/A  
**FSC® Certified**

| Size         | Code      |
|--------------|-----------|
| 78" x 24"    | COVOAK24  |
| 78" x 27"    | COVOAK27  |
| 78" x 30"    | COVOAK30  |
| 80" x 32"    | COVOAK32  |
| 78" x 33"    | COVOAK33  |
| 2040 x 626mm | COVOAK626 |
| 2040 x 726mm | COVOAK726 |
| 2040 x 826mm | COVOAK826 |

**30 Minute Fire Doors**

|              |             |
|--------------|-------------|
| 78" x 27"    | COVOAKFC27  |
| 78" x 30"    | COVOAKFC30  |
| 78" x 33"    | COVOAKFC33  |
| 2040 x 726mm | COVOAKFC726 |
| 2040 x 826mm | COVOAKFC826 |



**COVENTRY GLAZED**

**Material** Unfinished Oak  
**Core Solid**  
**Glazing** Clear  
**FSC® Certified**

| Size         | Code        |
|--------------|-------------|
| 78" x 24"    | COVOAKGL24  |
| 78" x 27"    | COVOAKGL27  |
| 78" x 30"    | COVOAKGL30  |
| 80" x 32"    | COVOAKGL32  |
| 78" x 33"    | COVOAKGL33  |
| 2040 x 626mm | COVOAKGL626 |
| 2040 x 726mm | COVOAKGL726 |
| 2040 x 826mm | COVOAKGL826 |



**COVENTRY PAIRS**


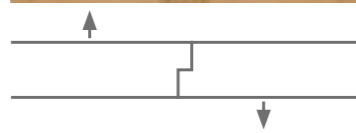
**Material** Unfinished Oak  
**Core Solid**  
**Glazing** Clear  
**FSC® Certified**

| Size      | Code        |
|-----------|-------------|
| 78" x 36" | OPRSCOVGL36 |
| 78" x 42" | OPRSCOVGL42 |
| 78" x 46" | OPRSCOVGL46 |
| 78" x 48" | OPRSCOVGL48 |
| 78" x 54" | OPRSCOVGL54 |
| 78" x 60" | OPRSCOVGL60 |

**Material** Pre-finished Oak

| Size      | Code          |
|-----------|---------------|
| 78" x 36" | PFOPRSCOVGL36 |
| 78" x 42" | PFOPRSCOVGL42 |
| 78" x 46" | PFOPRSCOVGL46 |
| 78" x 48" | PFOPRSCOVGL48 |
| 78" x 54" | PFOPRSCOVGL54 |
| 78" x 60" | PFOPRSCOVGL60 |

Supplied 40mm Thickness.  
 NB – doors supplied rebated.



**LILLE**

**Material** Pre-finished Oak  
**Core Solid**  
**Glazing** N/A

| Size      | Code     |
|-----------|----------|
| 78" x 24" | OLILLE24 |
| 78" x 27" | OLILLE27 |
| 78" x 30" | OLILLE30 |
| 78" x 33" | OLILLE33 |

**30 Minute Fire Doors**

|           |            |
|-----------|------------|
| 78" x 27" | OLILLEFC27 |
| 78" x 30" | OLILLEFC30 |
| 78" x 33" | OLILLEFC33 |

NB – Walnut Inlay.



**LILLE GLAZED**

**Material** Pre-finished Oak  
**Core Solid**  
**Raised Moulding** Both Sides  
**Glazing** Clear

| Size      | Code       |
|-----------|------------|
| 78" x 27" | OLILLEGL27 |
| 78" x 30" | OLILLEGL30 |
| 78" x 33" | OLILLEGL33 |

NB – Walnut Inlay.



**CATALONIA GLAZED**

**Material** Pre-finished Oak  
**Core Solid**  
**Glazing** Clear

| Size      | Code       |
|-----------|------------|
| 78" x 27" | CATOAKCG27 |
| 78" x 30" | CATOAKGC30 |
| 78" x 33" | CATOAKCG33 |



**THE PERFECT PAIRING**

Norma Satin Chrome Door Pack  
 (see page 131 for full details).

“INLAYS AND GRAIN VARIATIONS, CREATE DISTINCTIVE LOOKS”



MEXICANO SHOWN WITH DRACO SATIN CHROME HANDLE SEE PAGE 130



# THE MEXICANO

Extra deep and wide, square edge groove detail creates a striking five-panel design, that's a modern classic and best seller. Crafted from quality oak veneer, mounted onto a solid core for enduring style. For the full oak Mexicano range, including glazed, bi-fold and door pairs, see pages 36-37.

## MEXICANO PRE-FINISHED

Material Pre-finished Oak  
Core Solid  
Glazing N/A  
FSC® Certified

| Size         | Code      |
|--------------|-----------|
| 78" x 18"    | PFOMEX18  |
| 78" x 21"    | PFOMEX21  |
| 78" x 24"    | PFOMEX24  |
| 78" x 27"    | PFOMEX27  |
| 78" x 28"    | PFOMEX28  |
| 78" x 30"    | PFOMEX30  |
| 80" x 32"    | PFOMEX32  |
| 78" x 33"    | PFOMEX33  |
| 2040 x 526mm | PFOMEX526 |
| 2040 x 626mm | PFOMEX626 |
| 2040 x 726mm | PFOMEX726 |
| 2040 x 826mm | PFOMEX826 |
| 2040 x 926mm | PFOMEX926 |

### 30 Minute Fire Doors

|              |             |
|--------------|-------------|
| 78" x 24"    | PFOMEXFC24  |
| 78" x 27"    | PFOMEXFC27  |
| 78" x 30"    | PFOMEXFC30  |
| 78" x 33"    | PFOMEXFC33  |
| 2040 x 526mm | PFOMEXFC526 |
| 2040 x 626mm | PFOMEXFC626 |
| 2040 x 726mm | PFOMEXFC726 |
| 2040 x 826mm | PFOMEXFC826 |
| 2040 x 926mm | PFOMEXFC926 |

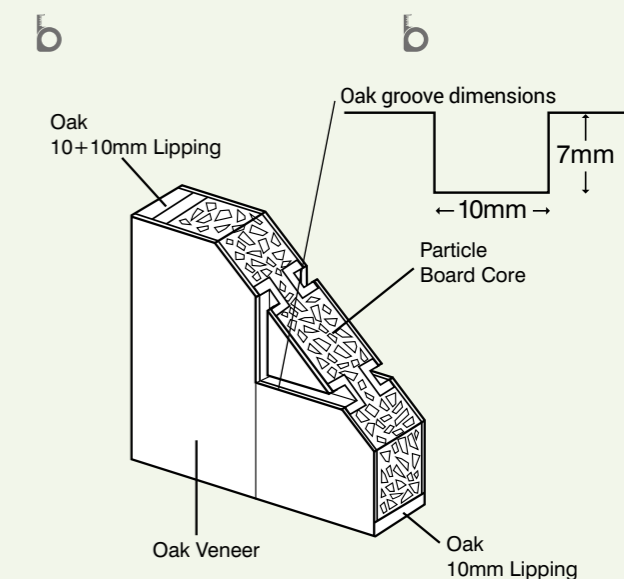
## MEXICANO UNFINISHED

Material Unfinished Oak  
Core Solid  
Glazing N/A  
FSC® Certified

| Size         | Code    |
|--------------|---------|
| 78" x 18"    | OMEX18  |
| 78" x 21"    | OMEX21  |
| 78" x 24"    | OMEX24  |
| 78" x 27"    | OMEX27  |
| 78" x 28"    | OMEX28  |
| 78" x 30"    | OMEX30  |
| 80" x 32"    | OMEX32  |
| 78" x 33"    | OMEX33  |
| 2040 x 526mm | OMEX526 |
| 2040 x 626mm | OMEX626 |
| 2040 x 726mm | OMEX726 |
| 2040 x 826mm | OMEX826 |
| 2040 x 926mm | OMEX926 |

### 30 Minute Fire Doors

|              |           |
|--------------|-----------|
| 78" x 24"    | FCOMEX24  |
| 78" x 27"    | FCOMEX27  |
| 78" x 30"    | FCOMEX30  |
| 80" x 32"    | FCOMEX32  |
| 78" x 33"    | FCOMEX33  |
| 2040 x 626mm | FCOMEX626 |
| 2040 x 726mm | FCOMEX726 |
| 2040 x 826mm | FCOMEX826 |
| 2040 x 926mm | FCOMEX926 |



NB. Inner Lipping is FJL





**MEXICANO HALF LIGHT GLAZED**

Material Unfinished Oak  
Core Solid  
Glazing Clear with Frosted Lines  
FSC® Certified

| Size      | Code     |
|-----------|----------|
| 78" x 27" | OMEX1L27 |
| 78" x 30" | OMEX1L30 |
| 78" x 33" | OMEX1L33 |

**30 Minute Fire Doors**  
78" x 30" OMEX1LFC30  
78" x 33" OMEX1LFC33

Material Pre-finished Oak

| Size      | Code       |
|-----------|------------|
| 78" x 27" | PFOMEX1L27 |
| 78" x 30" | PFOMEX1L30 |
| 78" x 33" | PFOMEX1L33 |

**30 Minute Fire Doors**  
78" x 30" PFOMEX1LFC30  
78" x 33" PFOMEX1LFC33



**MEXICANO GLAZED**

Material Pre-finished Oak  
Core Solid  
Glazing Clear Bevelled  
FSC® Certified

| Size         | Code        |
|--------------|-------------|
| 78" x 24"    | PFOMEXCG24  |
| 78" x 27"    | PFOMEXCG27  |
| 78" x 30"    | PFOMEXCG30  |
| 78" x 33"    | PFOMEXCG33  |
| 2040 x 726mm | PFOMEXCG726 |
| 2040 x 826mm | PFOMEXCG826 |

**b**



**MEXICANO GLAZED**

Material Unfinished Oak  
Core Solid  
Glazing Clear Bevelled  
FSC® Certified

| Size         | Code      |
|--------------|-----------|
| 78" x 24"    | OMEXCG24  |
| 78" x 27"    | OMEXCG27  |
| 78" x 30"    | OMEXCG30  |
| 78" x 33"    | OMEXCG33  |
| 2040 x 726mm | OMEXCG726 |
| 2040 x 826mm | OMEXCG826 |

**b**



**MEXICANO BI-FOLD**

Material Unfinished Oak  
Core Solid  
Glazing N/A

| Size      | Code     |
|-----------|----------|
| 78" x 27" | BFOMEX27 |
| 78" x 30" | BFOMEX30 |

Material Pre-finished Oak

| Size      | Code       |
|-----------|------------|
| 78" x 27" | BFOMEXPF27 |
| 78" x 30" | BFOMEXPF30 |

78" height includes track.  
Supplied with track and hinges.



**MEXICANO 2 PANEL**

Material Unfinished Oak  
Core Solid  
Glazing N/A  
FSC® Certified

| Size         | Code      |
|--------------|-----------|
| 78" x 24"    | OMEX2P24  |
| 78" x 27"    | OMEX2P27  |
| 78" x 30"    | OMEX2P30  |
| 78" x 33"    | OMEX2P33  |
| 2040 x 726mm | OMEX2P726 |
| 2040 x 826mm | OMEX2P826 |

**30 Minute Fire Doors**  
78" x 27" FCOMEX2P27  
78" x 30" FCOMEX2P30  
78" x 33" FCOMEX2P33  
2040 x 726mm FCOMEX2P726  
2040 x 826mm FCOMEX2P826

**b**



**MEXICANO PATTERN 10 GLAZED**

Material Unfinished Oak  
Core Solid  
Glazing Clear with Frosted Lines  
FSC® Certified

| Size      | Code      |
|-----------|-----------|
| 78" x 27" | OMEXG27SO |
| 78" x 30" | OMEXG30SO |
| 78" x 33" | OMEXG33SO |

**30 Minute Fire Doors**  
78" x 30" OMEXG30FCSO  
78" x 33" OMEXG33FCSO

Material Pre-finished Oak

| Size      | Code        |
|-----------|-------------|
| 78" x 27" | PFOMEX10G27 |
| 78" x 30" | PFOMEX10G30 |
| 78" x 33" | PFOMEX10G33 |

**30 Minute Fire Doors**  
78" x 30" PFOMEX10GFC30  
78" x 33" PFOMEX10GFC33

**b**

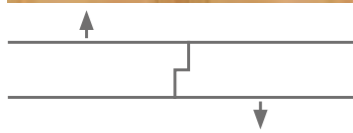


**MEXICANO PATTERN 10 GLAZED PAIRS**

Material Unfinished Oak  
Core Solid  
Glazing Clear with Frosted Lines

| Size      | Code       |
|-----------|------------|
| 78" x 36" | OPRSMEXG36 |
| 78" x 42" | OPRSMEXG42 |
| 78" x 46" | OPRSMEXG46 |
| 78" x 48" | OPRSMEXG48 |
| 78" x 54" | OPRSMEXG54 |
| 78" x 60" | OPRSMEXG60 |

Supplied 40mm Thickness.  
NB – doors supplied rebated.



**THE PERFECT PAIRING**

**Draco Satin Chrome Door Pack**  
(see page 130 for full details).

“FEATURING FIVE VERTICAL PANELS FORMED FROM SQUARE CUT GROOVES, OUR POPULAR MEXICANO IS A CONTEMPORARY DESIGN”



MEXICANO HALF LIGHT GLAZED SHOWN WITH DRACO SATIN CHROME HANDLE SEE PAGE 130



# THE BELIZE

Deep, square edged groove detail enhances this subtle five-panel design, made from oak veneer mounted onto a solid core.

## BELIZE PRE-FINISHED

Material Pre-finished Oak  
Core Solid  
Glazing N/A  
FSC® Certified

| Size         | Code      |
|--------------|-----------|
| 78" x 18"    | PFOBEL18  |
| 78" x 21"    | PFOBEL21  |
| 78" x 24"    | PFOBEL24  |
| 78" x 27"    | PFOBEL27  |
| 78" x 28"    | PFOBEL28  |
| 78" x 30"    | PFOBEL30  |
| 80" x 32"    | PFOBEL32  |
| 78" x 33"    | PFOBEL33  |
| 2040 x 526mm | PFOBEL526 |
| 2040 x 626mm | PFOBEL626 |
| 2040 x 726mm | PFOBEL726 |
| 2040 x 826mm | PFOBEL826 |
| 2040 x 926mm | PFOBEL926 |

### 30 Minute Fire Doors

|              |             |
|--------------|-------------|
| 78" x 24"    | PFOBELFC24  |
| 78" x 27"    | PFOBELFC27  |
| 78" x 30"    | PFOBELFC30  |
| 78" x 33"    | PFOBELFC33  |
| 2040 x 626mm | PFOBELFC626 |
| 2040 x 726mm | PFOBELFC726 |
| 2040 x 826mm | PFOBELFC826 |
| 2040 x 926mm | PFOBELFC926 |

### 60 Minute Fire Doors

|           |              |
|-----------|--------------|
| 78" x 30" | FD60PFOBEL30 |
| 78" x 33" | FD60PFOBEL33 |

**NEW** b

## BELIZE UNFINISHED

Material Unfinished Oak  
Core Solid  
Glazing N/A  
FSC® Certified

| Size         | Code    |
|--------------|---------|
| 78" x 18"    | OBEL18  |
| 78" x 21"    | OBEL21  |
| 78" x 24"    | OBEL24  |
| 78" x 27"    | OBEL27  |
| 78" x 28"    | OBEL28  |
| 78" x 30"    | OBEL30  |
| 80" x 32"    | OBEL32  |
| 78" x 33"    | OBEL33  |
| 2040 x 526mm | OBEL526 |
| 2040 x 626mm | OBEL626 |
| 2040 x 726mm | OBEL726 |
| 2040 x 826mm | OBEL826 |
| 2040 x 926mm | OBEL926 |

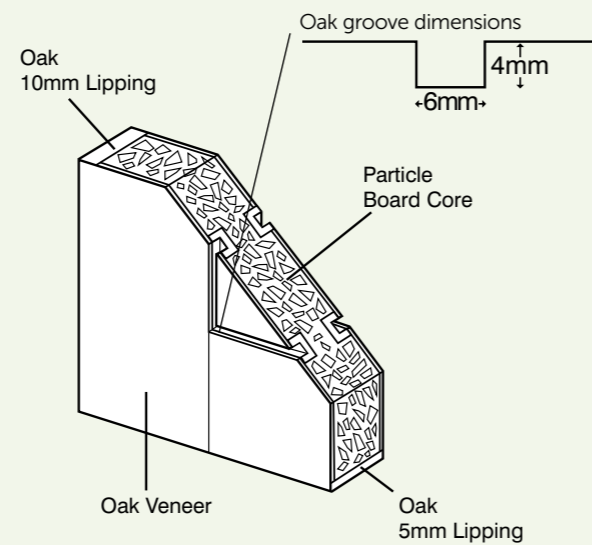
### 30 Minute Fire Doors

|              |           |
|--------------|-----------|
| 78" x 24"    | OBELFC24  |
| 78" x 27"    | OBELFC27  |
| 78" x 30"    | OBELFC30  |
| 78" x 33"    | OBELFC33  |
| 2040 x 726mm | OBELFC726 |
| 2040 x 826mm | OBELFC826 |
| 2040 x 926mm | OBELFC926 |

### 60 Minute Fire Doors

|           |            |
|-----------|------------|
| 78" x 30" | FD60OBEL30 |
| 78" x 33" | FD60OBEL33 |

b



“ LET THE LIGHT SHINE THROUGH IN OUR POPULAR, SEQUENTIAL LINED, FIVE PANELLED DOOR ”



BELIZE GLAZED SHOWN WITH CARINA MATT BLACK HANDLE SEE PAGE 134



## BELIZE GLAZED PRE-FINISHED

Material Pre-finished Oak  
Core Solid  
Glazing Clear with Frosted Lines  
FSC® Certified

| Size         | Code       |
|--------------|------------|
| 78" x 24"    | PFOBELG24  |
| 78" x 27"    | PFOBELG27  |
| 78" x 30"    | PFOBELG30  |
| 78" x 33"    | PFOBELG33  |
| 2040 x 626mm | PFOBELG626 |
| 2040 x 726mm | PFOBELG726 |
| 2040 x 826mm | PFOBELG826 |

**NEW** b



## BELIZE GLAZED UNFINISHED

Material Unfinished Oak  
Core Solid  
Glazing Clear with Frosted Lines  
FSC® Certified

| Size         | Code     |
|--------------|----------|
| 78" x 24"    | OBELG24  |
| 78" x 27"    | OBELG27  |
| 78" x 30"    | OBELG30  |
| 78" x 33"    | OBELG33  |
| 2040 x 626mm | OBELG626 |
| 2040 x 726mm | OBELG726 |
| 2040 x 826mm | OBELG826 |

b

## THE PERFECT PAIRING



Carina Matt Black Door Pack (see page 134 for full details).





**SHAKER 4 PANEL**

Material Pre-finished Oak  
Core Solid  
Glazing N/A  
FSC® Certified

| Size         | Code         |
|--------------|--------------|
| 78" x 18"    | PFOSHAKEP18  |
| 78" x 21"    | PFOSHAKEP21  |
| 78" x 24"    | PFOSHAKEP24  |
| 78" x 27"    | PFOSHAKEP27  |
| 78" x 30"    | PFOSHAKEP30  |
| 78" x 33"    | PFOSHAKEP33  |
| 2040 x 626mm | PFOSHAKEP626 |
| 2040 x 726mm | PFOSHAKEP726 |
| 2040 x 826mm | PFOSHAKEP826 |

**30 Minute Fire Doors**  
78" x 27" PFOSHAKEFC27  
78" x 30" PFOSHAKEFC30  
78" x 33" PFOSHAKEFC33  
2040 x 726mm PFOSHAKEFC726  
2040 x 826mm PFOSHAKEFC826



**SHAKER 4 LIGHT FROSTED GLAZED**

Material Pre-finished Oak  
Core Solid  
Glazing Frosted  
FSC® Certified

| Size         | Code          |
|--------------|---------------|
| 78" x 21"    | PFOSHAKEFG21  |
| 78" x 24"    | PFOSHAKEFG24  |
| 78" x 27"    | PFOSHAKEFG27  |
| 78" x 30"    | PFOSHAKEFG30  |
| 78" x 33"    | PFOSHAKEFG33  |
| 2040 x 626mm | PFOSHAKEFG626 |
| 2040 x 726mm | PFOSHAKEFG726 |
| 2040 x 826mm | PFOSHAKEFG826 |



**SHAKER 4 LIGHT CLEAR GLAZED**

Material Pre-finished Oak  
Core Solid  
Glazing Clear  
FSC® Certified

| Size         | Code          |
|--------------|---------------|
| 78" x 21"    | PFOSHAKECG21  |
| 78" x 24"    | PFOSHAKECG24  |
| 78" x 27"    | PFOSHAKECG27  |
| 78" x 30"    | PFOSHAKECG30  |
| 78" x 33"    | PFOSHAKECG33  |
| 2040 x 626mm | PFOSHAKECG626 |
| 2040 x 726mm | PFOSHAKECG726 |
| 2040 x 826mm | PFOSHAKECG826 |



**SHAKER 4 PANEL**

Material Unfinished Oak  
Core Solid  
Glazing N/A

| Size         | Code       |
|--------------|------------|
| 78" x 18"    | OSHAKEP18  |
| 78" x 21"    | OSHAKEP21  |
| 78" x 24"    | OSHAKEP24  |
| 78" x 27"    | OSHAKEP27  |
| 78" x 30"    | OSHAKEP30  |
| 80" x 32"    | OSHAKEP32  |
| 78" x 33"    | OSHAKEP33  |
| 2040 x 626mm | OSHAKEP626 |
| 2040 x 726mm | OSHAKEP726 |
| 2040 x 826mm | OSHAKEP826 |

**30 Minute Fire Doors**  
78" x 24" OSHAKEPFC24  
78" x 27" OSHAKEPFC27  
78" x 30" OSHAKEPFC30  
78" x 33" OSHAKEPFC33  
2040 x 726mm OSHAKEPFC726  
2040 x 826mm OSHAKEPFC826



**SHAKER 4 LIGHT FROSTED GLAZED**

Material Unfinished Oak  
Core Solid  
Glazing Frosted

| Size         | Code        |
|--------------|-------------|
| 78" x 21"    | OSHAKEFG21  |
| 78" x 24"    | OSHAKEFG24  |
| 78" x 27"    | OSHAKEFG27  |
| 78" x 30"    | OSHAKEFG30  |
| 80" x 32"    | OSHAKEFG32  |
| 78" x 33"    | OSHAKEFG33  |
| 2040 x 626mm | OSHAKEFG626 |
| 2040 x 726mm | OSHAKEFG726 |
| 2040 x 826mm | OSHAKEFG826 |



**SHAKER 4 LIGHT CLEAR GLAZED**

Material Unfinished Oak  
Core Solid  
Glazing Clear

| Size         | Code        |
|--------------|-------------|
| 78" x 21"    | OSHAKECG21  |
| 78" x 24"    | OSHAKECG24  |
| 78" x 27"    | OSHAKECG27  |
| 78" x 30"    | OSHAKECG30  |
| 80" x 32"    | OSHAKECG32  |
| 78" x 33"    | OSHAKECG33  |
| 2040 x 626mm | OSHAKECG626 |
| 2040 x 726mm | OSHAKECG726 |
| 2040 x 826mm | OSHAKECG826 |



**SHAKER 4 PANEL BI-FOLD**

Material Unfinished Oak  
Core Solid  
Glazing N/A

| Size      | Code        |
|-----------|-------------|
| 78" x 27" | BFOSHAKEP27 |
| 78" x 30" | BFOSHAKEP30 |

78" height includes track.  
Supplied with track and hinges.

“SHAKER STYLE MOULDING GIVES THE SHAKER RANGE A STRAIGHT-FORWARD YET APPARENT APPEARANCE”

**THE PERFECT PAIRING**

Polaris Polished Chrome Door Pack  
(see page 133 for full details).



“SIMPLE BUT DOMINANT, THE SHAKER FEATURES FOUR GLAZED PANELS, ALLOWING LIGHT TO ENTER ANY ROOM”

SHAKER 4 LIGHT FROSTED GLAZED  
SHOWN WITH POLARIS HANDLE SEE PAGE 133





**IDAHO**

Material Pre-finished Oak  
Core Solid  
Glazing N/A

| Size         | Code        |
|--------------|-------------|
| 78" x 24"    | IDAOAKPF24  |
| 78" x 27"    | IDAOAKPF27  |
| 78" x 30"    | IDAOAKPF30  |
| 78" x 33"    | IDAOAKPF33  |
| 2040 x 626mm | IDAOAKPF626 |
| 2040 x 726mm | IDAOAKPF726 |
| 2040 x 826mm | IDAOAKPF826 |

**30 Minute Fire Doors**

|              |               |
|--------------|---------------|
| 78" x 27"    | IDAOAKPFFC27  |
| 78" x 30"    | IDAOAKPFFC30  |
| 78" x 33"    | IDAOAKPFFC33  |
| 2040 x 726mm | IDAOAKPFFC726 |
| 2040 x 826mm | IDAOAKPFFC826 |



**UTAH CLEAR GLAZED**

Material Pre-finished Oak  
Core Solid  
Glazing Clear

| Size         | Code          |
|--------------|---------------|
| 78" x 24"    | UTAOAKCGPF24  |
| 78" x 27"    | UTAOAKCGPF27  |
| 78" x 30"    | UTAOAKCGPF30  |
| 78" x 33"    | UTAOAKCGPF33  |
| 2040 x 726mm | UTAOAKCGPF726 |
| 2040 x 826mm | UTAOAKCGPF826 |



**UTAH FROSTED GLAZED**

Material Pre-finished Oak  
Core Solid  
Glazing Frosted

| Size         | Code        |
|--------------|-------------|
| 78" x 24"    | UTAOAKPF24  |
| 78" x 27"    | UTAOAKPF27  |
| 78" x 30"    | UTAOAKPF30  |
| 78" x 33"    | UTAOAKPF33  |
| 2040 x 726mm | UTAOAKPF726 |
| 2040 x 826mm | UTAOAKPF826 |



**IDAHO**

Material Unfinished Oak  
Core Solid  
Glazing N/A

| Size         | Code      |
|--------------|-----------|
| 78" x 24"    | IDAOAK24  |
| 78" x 27"    | IDAOAK27  |
| 78" x 30"    | IDAOAK30  |
| 78" x 33"    | IDAOAK33  |
| 2040 x 726mm | IDAOAK726 |
| 2040 x 826mm | IDAOAK826 |

**30 Minute Fire Doors**

|              |             |
|--------------|-------------|
| 78" x 27"    | IDAOAKFC27  |
| 78" x 30"    | IDAOAKFC30  |
| 78" x 33"    | IDAOAKFC33  |
| 2040 x 726mm | IDAOAKFC726 |
| 2040 x 826mm | IDAOAKFC826 |



**UTAH CLEAR GLAZED**

Material Unfinished Oak  
Core Solid  
Glazing Clear


| Size         | Code        |
|--------------|-------------|
| 78" x 24"    | UTAOAKCG24  |
| 78" x 27"    | UTAOAKCG27  |
| 78" x 30"    | UTAOAKCG30  |
| 78" x 33"    | UTAOAKCG33  |
| 2040 x 726mm | UTAOAKCG726 |
| 2040 x 826mm | UTAOAKCG826 |



**UTAH FROSTED GLAZED**

Material Unfinished Oak  
Core Solid  
Glazing Frosted

| Size         | Code      |
|--------------|-----------|
| 78" x 24"    | UTAOAK24  |
| 78" x 27"    | UTAOAK27  |
| 78" x 30"    | UTAOAK30  |
| 78" x 33"    | UTAOAK33  |
| 2040 x 726mm | UTAOAK726 |
| 2040 x 826mm | UTAOAK826 |



**EDMONTON**

Material Pre-finished Oak  
Core Solid  
Glazing N/A

| Size      | Code     |
|-----------|----------|
| 78" x 24" | EDMOAK24 |
| 78" x 27" | EDMOAK27 |
| 78" x 30" | EDMOAK30 |
| 78" x 33" | EDMOAK33 |

**30 Minute Fire Doors**

|           |            |
|-----------|------------|
| 78" x 27" | EDMOAKFC27 |
| 78" x 30" | EDMOAKFC30 |
| 78" x 33" | EDMOAKFC33 |



**EDMONTON GLAZED**

Material Pre-finished Oak  
Core Solid  
Glazing Clear with Frosted Lines

| Size      | Code       |
|-----------|------------|
| 78" x 27" | EDMOAKGL27 |
| 78" x 30" | EDMOAKGL30 |
| 78" x 33" | EDMOAKGL33 |



**THE PERFECT PAIRING**



Hydra Matt Black Door Pack  
(see page 134 for full details).



“**BOLD GROOVES AND CONTRASTING VENEER DIRECTIONS GIVES THE EDMONTON AN EXCEPTIONAL PATTERN**”

EDMONTON SHOWN WITH HYDRA MATT BLACK HANDLE SEE PAGE 134





# THE CARINI

This design boasts seven, sleek, centre panels complete with contrasting styles to give the door a stand-out appearance.

## CARINI

Material Pre-finished Oak  
Core Solid  
Glazing N/A

| Size         | Code      |
|--------------|-----------|
| 78" x 18"    | OCARPF18  |
| 78" x 21"    | OCARPF21  |
| 78" x 24"    | OCARPF24  |
| 78" x 27"    | OCARPF27  |
| 78" x 28"    | OCARPF28  |
| 78" x 30"    | OCARPF30  |
| 78" x 33"    | OCARPF33  |
| 2040 x 526mm | OCARPF526 |
| 2040 x 626mm | OCARPF626 |
| 2040 x 726mm | OCARPF726 |
| 2040 x 826mm | OCARPF826 |
| 2040 x 926mm | OCARPF926 |

### 30 Minute Fire Doors

|              |           |
|--------------|-----------|
| 78" x 27"    | OCARPF27  |
| 78" x 30"    | OCARPF30  |
| 78" x 33"    | OCARPF33  |
| 2040 x 726mm | OCARPF726 |
| 2040 x 826mm | OCARPF826 |

b

## CARINI

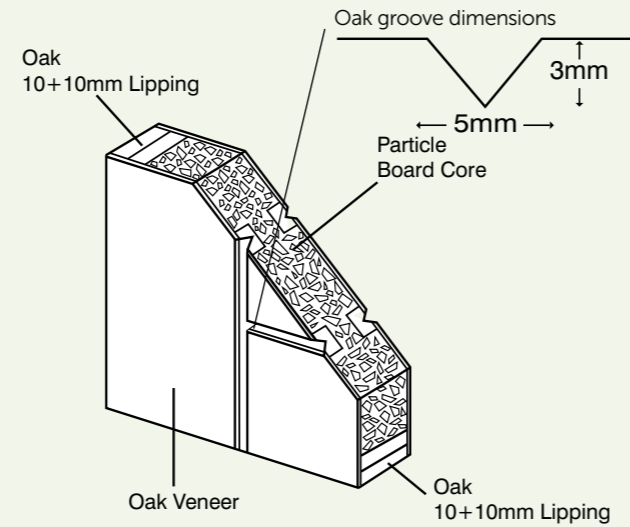
Material Unfinished Oak  
Core Solid  
Glazing N/A

| Size         | Code    |
|--------------|---------|
| 78" x 24"    | OCAR24  |
| 78" x 27"    | OCAR27  |
| 78" x 30"    | OCAR30  |
| 78" x 33"    | OCAR33  |
| 2040 x 626mm | OCAR626 |
| 2040 x 726mm | OCAR726 |
| 2040 x 826mm | OCAR826 |

### 30 Minute Fire Doors

|              |           |
|--------------|-----------|
| 78" x 27"    | OCARFC27  |
| 78" x 30"    | OCARFC30  |
| 78" x 33"    | OCARFC33  |
| 2040 x 726mm | OCARFC726 |
| 2040 x 826mm | OCARFC826 |

b



NB. Inner Lipping is FJL



## CARINI GLAZED

Material Pre-finished Oak  
Core Solid  
Raised Moulding Both Sides  
Glazing Clear

| Size         | Code        |
|--------------|-------------|
| 78" x 24"    | OCARPFGL24  |
| 78" x 27"    | OCARPFGL27  |
| 78" x 30"    | OCARPFGL30  |
| 78" x 33"    | OCARPFGL33  |
| 2040 x 726mm | OCARPFGL726 |
| 2040 x 826mm | OCARPFGL826 |

b




## CARINI GLAZED

Material Unfinished Oak  
Core Solid  
Raised Moulding Both Sides  
Glazing Clear

| Size         | Code      |
|--------------|-----------|
| 78" x 27"    | OCARGL27  |
| 78" x 30"    | OCARGL30  |
| 78" x 33"    | OCARGL33  |
| 2040 x 726mm | OCARGL726 |
| 2040 x 826mm | OCARGL826 |

b



## INLAY

Material Pre-finished Oak  
Core Solid  
Glazing N/A

| Size      | Code      |
|-----------|-----------|
| 78" x 24" | INLAY1P24 |
| 78" x 27" | INLAY1P27 |
| 78" x 30" | INLAY1P30 |
| 78" x 33" | INLAY1P33 |

### 30 Minute Fire Doors

|           |             |
|-----------|-------------|
| 78" x 30" | INLAY1P30FC |
| 78" x 33" | INLAY1P33FC |

NB: Walnut Inlay.



## PATTERN 10 ONE PANEL

Material Unfinished Oak  
Core Solid  
Glazing N/A  
FSC® Certified

| Size      | Code     |
|-----------|----------|
| 78" x 24" | OP101P24 |
| 78" x 27" | OP101P27 |
| 78" x 30" | OP101P30 |
| 80" x 32" | OP101P32 |
| 78" x 33" | OP101P33 |

### 30 Minute Fire Doors

|           |            |
|-----------|------------|
| 78" x 27" | OP101PFC27 |
| 78" x 30" | OP101PFC30 |
| 78" x 33" | OP101PFC33 |

b



## PATTERN 10 GLAZED BI-FOLD

Material Unfinished Oak  
Core Solid  
Glazing Clear

| Size      | Code      |
|-----------|-----------|
| 78" x 27" | BFOP10G27 |
| 78" x 30" | BFOP10G30 |

78" height includes track.  
Supplied with track and hinges.



## INLAY GLAZED

Material Pre-finished Oak  
Core Solid  
Raised Moulding Both Sides  
Glazing Clear

| Size      | Code      |
|-----------|-----------|
| 78" x 27" | INLAYGL27 |
| 78" x 30" | INLAYGL30 |
| 78" x 33" | INLAYGL33 |

NB: Walnut Inlay.



## PATTERN 10

Material Unfinished Oak  
Core Solid  
Glazing Clear or Frosted  
FSC® Certified

| Size         | Clear Glazed | Frosted Glazed |
|--------------|--------------|----------------|
| 78" x 21"    | OP10G21      | OP10FG21       |
| 78" x 24"    | OP10G24      | OP10FG24       |
| 78" x 27"    | OP10G27      | OP10FG27       |
| 78" x 30"    | OP10G30      | OP10FG30       |
| 80" x 32"    | OP10G32      | OP10FG32       |
| 78" x 33"    | OP10G33      | OP10FG33       |
| 2040 x 626mm | OP10G626     | -              |
| 2040 x 726mm | OP10G726     | OP10FG726      |
| 2040 x 826mm | OP10G826     | OP10FG826      |

### 30 Minute Fire Doors

|           |           |
|-----------|-----------|
| 78" x 30" | OP10GFC30 |
| 78" x 33" | OP10GFC33 |

b

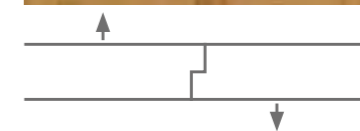


## PATTERN 20 GLAZED PAIRS

Material Unfinished Oak  
Core Solid  
Glazing Clear

| Size      | Code      |
|-----------|-----------|
| 78" x 36" | OPRS20G36 |
| 78" x 42" | OPRS20G42 |
| 78" x 46" | OPRS20G46 |
| 78" x 48" | OPRS20G48 |
| 78" x 54" | OPRS20G54 |
| 78" x 60" | OPRS20G60 |

Supplied 40mm Thickness.  
NB – doors supplied rebated.



# TRADITIONAL OAK

Featuring more timeless, classic styled doors, the traditional oak collection includes raised and fielded mouldings and decorative beadings which help to give your door an everlasting feel in your home. Some doors come pre-finished and others unfinished so, will need final finishing.



REIMS SHOWN WITH CHARON SATIN CHROME HANDLE SEE PAGE 131



## REIMS

Material Pre-finished Oak  
Core Solid  
Glazing N/A  
FSC® Certified

| Size      | Code       |
|-----------|------------|
| 78" x 27" | PFOREI5P27 |
| 78" x 30" | PFOREI5P30 |
| 78" x 33" | PFOREI5P33 |

### 🔥 30 Minute Fire Doors

|           |              |
|-----------|--------------|
| 78" x 27" | PFOREI5PFC27 |
| 78" x 30" | PFOREI5PFC30 |
| 78" x 33" | PFOREI5PFC33 |

**NEW**

“A UNIQUE DIAMOND DESIGN FORMED USING DECORATIVE BEADING, MAKES THIS DOOR A RECOGNISABLE AND CLASSY PIECE”



## REIMS GLAZED

Material Pre-finished Oak  
Core Solid  
Glazing Clear Bevelled  
FSC® Certified

| Size      | Code       |
|-----------|------------|
| 78" x 27" | PFOREICG27 |
| 78" x 30" | PFOREICG30 |
| 78" x 33" | PFOREICG33 |

**NEW**



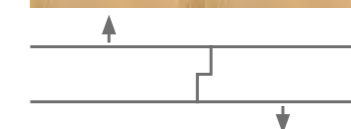
## REIMS GLAZED PAIRS

Material Pre-finished Oak  
Core Solid  
Glazing Clear Bevelled  
FSC® Certified

| Size      | Code          |
|-----------|---------------|
| 78" x 42" | PFOPRSREICG42 |
| 78" x 46" | PFOPRSREICG46 |
| 78" x 48" | PFOPRSREICG48 |
| 78" x 54" | PFOPRSREICG54 |
| 78" x 60" | PFOPRSREICG60 |

Supplied 40mm Thickness.  
NB – doors supplied rebated.

**NEW**







**LINCOLN**

Material Pre-finished Oak  
Core Solid  
Glazing N/A  
FSC® Certified

| Size         | Code      |
|--------------|-----------|
| 78" x 24"    | PFOLIN24  |
| 78" x 27"    | PFOLIN27  |
| 78" x 30"    | PFOLIN30  |
| 78" x 33"    | PFOLIN33  |
| 2040 x 626mm | PFOLIN626 |
| 2040 x 726mm | PFOLIN726 |
| 2040 x 826mm | PFOLIN826 |

**30 Minute Fire Doors**

|           |            |
|-----------|------------|
| 78" x 27" | PFOLIN27FC |
| 78" x 30" | PFOLIN30FC |
| 78" x 33" | PFOLIN33FC |



**LINCOLN CLEAR GLAZED**

Material Pre-finished Oak  
Core Solid  
Glazing Clear  
FSC® Certified

| Size         | Code       |
|--------------|------------|
| 78" x 24"    | PFOLING24  |
| 78" x 27"    | PFOLING27  |
| 78" x 30"    | PFOLING30  |
| 78" x 33"    | PFOLING33  |
| 2040 x 626mm | PFOLING626 |
| 2040 x 726mm | PFOLING726 |
| 2040 x 826mm | PFOLING826 |



“ USING SUBTLE DECORATIVE BEADING, THE LINCOLN WILL COMPLEMENT TRADITIONAL INTERIORS ”



“ ADD A TOUCH OF ELEGANCE TO YOUR TRADITIONAL INTERIOR, EMBRACED FROM THE THREE, PRONOUNCED VERTICAL PANELS ”

KILBURN SHOWN WITH HYDRA POLISHED CHROME HANDLE SEE PAGE 128



**LINCOLN**

Material Unfinished Oak  
Core Solid  
Glazing N/A  
FSC® Certified

| Size         | Code    |
|--------------|---------|
| 78" x 21"    | OLIN21  |
| 78" x 24"    | OLIN24  |
| 78" x 27"    | OLIN27  |
| 78" x 28"    | OLIN28  |
| 78" x 30"    | OLIN30  |
| 80" x 32"    | OLIN32  |
| 78" x 33"    | OLIN33  |
| 2040 x 526mm | OLIN526 |
| 2040 x 626mm | OLIN626 |
| 2040 x 726mm | OLIN726 |
| 2040 x 826mm | OLIN826 |

**30 Minute Fire Doors**

|              |           |
|--------------|-----------|
| 78" x 27"    | OLIN27FC  |
| 78" x 30"    | OLIN30FC  |
| 80" x 32"    | OLIN32FC  |
| 78" x 33"    | OLIN33FC  |
| 2040 x 726mm | OLIN726FC |
| 2040 x 826mm | OLIN826FC |



**LINCOLN CLEAR GLAZED**

Material Unfinished Oak  
Core Solid  
Glazing Clear  
FSC® Certified

| Size         | Code     |
|--------------|----------|
| 78" x 21"    | OLING21  |
| 78" x 24"    | OLING24  |
| 78" x 27"    | OLING27  |
| 78" x 30"    | OLING30  |
| 80" x 32"    | OLING32  |
| 78" x 33"    | OLING33  |
| 2040 x 526mm | OLING526 |
| 2040 x 626mm | OLING626 |
| 2040 x 726mm | OLING726 |
| 2040 x 826mm | OLING826 |



**LINCOLN FROSTED GLAZED**

Material Unfinished Oak  
Core Solid  
Glazing Frosted  
FSC® Certified

| Size      | Code     |
|-----------|----------|
| 78" x 27" | OLINFG27 |
| 78" x 30" | OLINFG30 |
| 78" x 33" | OLINFG33 |



**KILBURN**

Material Unfinished Oak  
Core Solid  
Glazing N/A

| Size      | Code     |
|-----------|----------|
| 78" x 24" | KILOAK24 |
| 78" x 27" | KILOAK27 |
| 78" x 30" | KILOAK30 |
| 78" x 33" | KILOAK33 |

**30 Minute Fire Doors**

|           |            |
|-----------|------------|
| 78" x 27" | KILOAKFC27 |
| 78" x 30" | KILOAKFC30 |
| 78" x 33" | KILOAKFC33 |



**KILBURN GLAZED**

Material Unfinished Oak  
Core Solid  
Glazing Clear

| Size      | Code       |
|-----------|------------|
| 78" x 24" | KILOAKGL24 |
| 78" x 27" | KILOAKGL27 |
| 78" x 30" | KILOAKGL30 |
| 78" x 33" | KILOAKGL33 |



**SA GLAZED**

Material Unfinished Oak  
Core Solid  
Glazing Clear  
FSC® Certified

| Size      | Code     |
|-----------|----------|
| 78" x 27" | OSA10G27 |
| 78" x 30" | OSA10G30 |
| 78" x 33" | OSA10G33 |

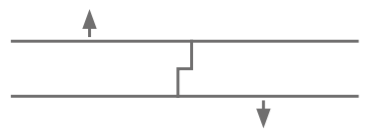


**LINCOLN CLEAR GLAZED PAIRS**

Material Unfinished Oak  
Core Solid  
Glazing Clear

| Size      | Code      |
|-----------|-----------|
| 78" x 36" | OPRSLIN36 |
| 78" x 42" | OPRSLIN42 |
| 78" x 46" | OPRSLIN46 |
| 78" x 48" | OPRSLIN48 |
| 78" x 54" | OPRSLIN54 |
| 78" x 60" | OPRSLIN60 |

Supplied 40mm Thickness.  
NB – doors supplied rebated.



**THE PERFECT PAIRING**



Hydra Polished Chrome Door Pack (see page 128 for full details).



**RICHMOND GLAZED**

Material Pre-finished Oak  
Core Solid  
Glazing Clear Bevelled

| Size         | Code        |
|--------------|-------------|
| 78" x 27"    | PFORICCG27  |
| 78" x 30"    | PFORICCG30  |
| 80" x 32"    | PFORICCG32  |
| 78" x 33"    | PFORICCG33  |
| 2040 x 626mm | PFORICCG626 |
| 2040 x 726mm | PFORICCG726 |
| 2040 x 826mm | PFORICCG826 |



**RICHMOND GLAZED**

Material Unfinished Oak  
Core Solid  
Glazing Clear Bevelled

| Size         | Code      |
|--------------|-----------|
| 78" x 27"    | ORICCG27  |
| 78" x 30"    | ORICCG30  |
| 80" x 32"    | ORICCG32  |
| 78" x 33"    | ORICCG33  |
| 2040 x 726mm | ORICCG726 |
| 2040 x 826mm | ORICCG826 |



**RICHMOND RM2S GLAZED**

Material Unfinished Oak  
Core Solid  
Raised Moulding Both Sides  
Glazing Clear Bevelled

| Size      | Code       |
|-----------|------------|
| 78" x 27" | ORICRMSG27 |
| 78" x 30" | ORICRMSG30 |
| 80" x 32" | ORICRMSG32 |
| 78" x 33" | ORICRMSG33 |



**REGENCY 4 PANEL**

Material Pre-finished Oak  
Core Solid  
Glazing N/A

| Size         | Code        |
|--------------|-------------|
| 78" x 24"    | PFOREG4P24  |
| 78" x 27"    | PFOREG4P27  |
| 78" x 30"    | PFOREG4P30  |
| 80" x 32"    | PFOREG4P32  |
| 78" x 33"    | PFOREG4P33  |
| 2040 x 626mm | PFOREG4P626 |
| 2040 x 726mm | PFOREG4P726 |
| 2040 x 826mm | PFOREG4P826 |

**30 Minute Fire Doors**

|           |              |
|-----------|--------------|
| 78" x 27" | PFFCOREG4P27 |
| 78" x 30" | PFFCOREG4P30 |
| 78" x 33" | PFFCOREG4P33 |



**REGENCY 6 PANEL**

Material Pre-finished Oak  
Core Solid  
Glazing N/A

| Size      | Code     |
|-----------|----------|
| 78" x 24" | PFOREG24 |
| 78" x 27" | PFOREG27 |
| 78" x 30" | PFOREG30 |
| 80" x 32" | PFOREG32 |
| 78" x 33" | PFOREG33 |

**30 Minute Fire Doors**

|           |            |
|-----------|------------|
| 78" x 27" | PFFCOREG27 |
| 78" x 30" | PFFCOREG30 |
| 78" x 33" | PFFCOREG33 |



**REGENCY 4 PANEL**


Material Unfinished Oak  
Core Solid  
Glazing N/A

| Size      | Code      |
|-----------|-----------|
| 78" x 18" | OREG2P18* |
| 78" x 21" | OREG2P21* |
| 78" x 24" | OREG4P24  |
| 78" x 27" | OREG4P27  |
| 78" x 28" | OREG4P28  |
| 78" x 30" | OREG4P30  |
| 80" x 32" | OREG4P32  |
| 78" x 33" | OREG4P33  |

**30 Minute Fire Doors**

|              |             |
|--------------|-------------|
| 78" x 27"    | FCOREG4P27  |
| 78" x 30"    | FCOREG4P30  |
| 78" x 33"    | FCOREG4P33  |
| 2040 x 726mm | FCOREG4P726 |
| 2040 x 826mm | FCOREG4P826 |

\*2 Panel Design.

**LONDON**

Material Unfinished Oak  
Core Solid  
Glazing N/A  
FSC® Certified

| Size      | Code   |
|-----------|--------|
| 78" x 24" | OLON24 |
| 78" x 27" | OLON27 |
| 78" x 30" | OLON30 |
| 78" x 33" | OLON33 |

**30 Minute Fire Doors**

|           |          |
|-----------|----------|
| 78" x 27" | OLONFC27 |
| 78" x 30" | OLONFC30 |
| 78" x 33" | OLONFC33 |



**LONDON GLAZED**

Material Unfinished Oak  
Core Solid  
Glazing Clear  
FSC® Certified

| Size      | Code    |
|-----------|---------|
| 78" x 27" | OLONG27 |
| 78" x 30" | OLONG30 |
| 78" x 33" | OLONG33 |

**“ENDLESS STYLE FROM A CLASSIC LOOK OF FOUR PANELS USING A SHAKER STYLE”**




**4P**

Material Unfinished Oak  
Core Solid  
Glazing N/A  
FSC® Certified

| Size      | Code      |
|-----------|-----------|
| 78" x 24" | PP4P24OAK |
| 78" x 27" | PP4P27OAK |
| 78" x 30" | PP4P30OAK |
| 80" x 32" | PP4P32OAK |
| 78" x 33" | PP4P33OAK |

**30 Minute Fire Doors**

|           |             |
|-----------|-------------|
| 78" x 27" | PP4P27OAKFC |
| 78" x 30" | PP4P30OAKFC |
| 78" x 33" | PP4P33OAKFC |



**DX 30'S STYLE**

Material Unfinished Oak  
Core Solid  
Glazing N/A  
FSC® Certified

| Size         | Code       |
|--------------|------------|
| 78" x 24"    | PPDX24OAK  |
| 78" x 27"    | PPDX27OAK  |
| 78" x 28"    | PPDX28OAK  |
| 78" x 30"    | PPDX30OAK  |
| 80" x 32"    | PPDX32OAK  |
| 78" x 33"    | PPDX33OAK  |
| 2040 x 626mm | PPDX626OAK |
| 2040 x 726mm | PPDX726OAK |
| 2040 x 826mm | PPDX826OAK |

**30 Minute Fire Doors**

|              |              |
|--------------|--------------|
| 78" x 27"    | PPDX27OAKFC  |
| 78" x 30"    | PPDX30OAKFC  |
| 80" x 32"    | PPDX32OAKFC  |
| 78" x 33"    | PPDX33OAKFC  |
| 2040 x 726mm | PPDX726OAKFC |
| 2040 x 826mm | PPDX826OAKFC |



**DX 30'S STYLE GLAZED**

Material Unfinished Oak  
Core Solid  
Glazing Frosted  
FSC® Certified

| Size      | Code       |
|-----------|------------|
| 78" x 27" | PPDXG27OAK |
| 78" x 30" | PPDXG30OAK |
| 80" x 32" | PPDXG32OAK |
| 78" x 33" | PPDXG33OAK |

**THE PERFECT PAIRING**




Charon Satin Brass Door Pack  
(see page 135 for full details).



**RIVIERA RM2S GLAZED**

Material Unfinished Oak  
Core Solid  
Raised Moulding Both Sides  
Glazing Clear Bevelled

| Size      | Code       |
|-----------|------------|
| 78" x 27" | ORIVRMSG27 |
| 78" x 30" | ORIVRMSG30 |
| 78" x 33" | ORIVRMSG33 |



**LOUIS RM2S**

Material Unfinished Oak  
Core Solid  
Raised Moulding Both Sides  
Glazing N/A


| Size      | Code      |
|-----------|-----------|
| 78" x 24" | OLOURMS24 |
| 78" x 27" | OLOURMS27 |
| 78" x 30" | OLOURMS30 |
| 78" x 33" | OLOURMS33 |



**DX 30'S STYLE UNGLAZED**

Material Unfinished Oak  
Core Solid  
Glazing Unglazed  
FSC® Certified

| Size      | Code      |
|-----------|-----------|
| 78" x 27" | PPDX27OAK |
| 78" x 30" | PPDX30OAK |
| 80" x 32" | PPDX32OAK |
| 78" x 33" | PPDX33OAK |



**DX 60'S STYLE**

Material Unfinished Oak  
Core Solid  
Glazing N/A

| Size      | Code        |
|-----------|-------------|
| 78" x 24" | PPDX6024OAK |
| 78" x 27" | PPDX6027OAK |
| 78" x 28" | PPDX6028OAK |
| 78" x 30" | PPDX6030OAK |
| 80" x 32" | PPDX6032OAK |
| 78" x 33" | PPDX6033OAK |

**30 Minute Fire Doors**

|           |               |
|-----------|---------------|
| 78" x 27" | PPDX6027OAKFC |
| 78" x 30" | PPDX6030OAKFC |
| 80" x 32" | PPDX6032OAKFC |
| 78" x 33" | PPDX6033OAKFC |

**THE PERFECT PAIRING**



Charon Satin Chrome Door Pack  
(see page 131 for full details).





**DOWNHAM GLAZED**

Material Unfinished Oak  
Core Solid  
Glazing 9 Piece Blue Corners\*  
FSC® Certified

| Size      | Code                    |
|-----------|-------------------------|
| 78" x 27" | PPDOW27OAK + PPGPDOW27* |
| 78" x 30" | PPDOW30OAK + PPGPDOW30* |
| 80" x 32" | PPDOW32OAK + PPGPDOW32* |
| 78" x 33" | PPDOW33OAK + PPGPDOW33* |

\*Glass packs supplied separately.



**DOWNHAM UNGLAZED**

Material Unfinished Oak  
Core Solid  
Glazing Unglazed  
FSC® Certified

| Size      | Code       |
|-----------|------------|
| 78" x 27" | PPDOW27OAK |
| 78" x 30" | PPDOW30OAK |
| 80" x 32" | PPDOW32OAK |
| 78" x 33" | PPDOW33OAK |



**SOLID OAK BUTTON BEAD LEDGED**

Material Unfinished Oak  
Core Solid Oak  
Glazing N/A

| Size       | Code       |
|------------|------------|
| 78" x 24"# | NOSBBRUS24 |
| 78" x 27"# | NOSBBRUS27 |
| 78" x 30"# | NOSBBRUS30 |
| 78" x 33"# | NOSBBRUS33 |

# Lock Block / Bracing Pack supplied separately (see below). NB – 40mm Thickness.



**SOLID OAK BUTTON BEAD FRAMED & LEDGED**

Material Unfinished Oak  
Core Solid Oak  
Glazing N/A

| Size       | Code          |
|------------|---------------|
| 78" x 27"* | NOSF&LBBRUS27 |
| 78" x 30"* | NOSF&LBBRUS30 |
| 78" x 33"* | NOSF&LBBRUS33 |

\*Bracing Pack supplied separately (see below). NB – 40mm Thickness.




**MALTON GLAZED SCREENPRINT**

Material Unfinished Oak  
Core Solid  
Glazing Screenprint\*  
FSC® Certified

| Size      | Code                    |
|-----------|-------------------------|
| 78" x 27" | PPMAL27OAK + PPGPMAL27* |
| 78" x 30" | PPMAL30OAK + PPGPMAL30* |
| 80" x 32" | PPMAL32OAK + PPGPMAL32* |
| 78" x 33" | PPMAL33OAK + PPGPMAL33* |

\*Glass packs supplied separately.



**MALTON GLAZED SMOKED ABE-LEAD**

Material Unfinished Oak  
Core Solid  
Glazing Smoked ABE-Lead\*  
FSC® Certified

| Size      | Code                       |
|-----------|----------------------------|
| 78" x 27" | PPMAL27OAK + PPGPMALBRO27* |
| 78" x 30" | PPMAL30OAK + PPGPMALBRO30* |
| 80" x 32" | PPMAL32OAK + PPGPMALBRO32* |
| 78" x 33" | PPMAL33OAK + PPGPMALBRO33* |

\*Glass packs supplied separately.



**SOLID OAK LEDGED**

Material Unfinished Oak  
Core Solid Oak  
Glazing N/A

| Size       | Code     |
|------------|----------|
| 78" x 24"# | NOSRUS24 |
| 78" x 27"# | NOSRUS27 |
| 78" x 30"# | NOSRUS30 |
| 78" x 33"# | NOSRUS33 |

# Lock Block / Bracing Pack supplied separately (see below). NB – 40mm Thickness.



**SOLID OAK FRAMED & LEDGED**

Material Unfinished Oak  
Core Solid Oak  
Glazing N/A

| Size       | Code        |
|------------|-------------|
| 78" x 27"* | NOSF&LRUS27 |
| 78" x 30"* | NOSF&LRUS30 |
| 78" x 33"* | NOSF&LRUS33 |

\* Bracing Pack supplied separately (see below). NB – 40mm Thickness.

“READY TO BE PERSONALISED, RAISED AND FIELDLED PANELS ADD A TRADITIONAL FEEL”



**MALTON UNGLAZED**

Material Unfinished Oak  
Core Solid  
Glazing Unglazed  
FSC® Certified

| Size      | Code       |
|-----------|------------|
| 78" x 27" | PPMAL27OAK |
| 78" x 30" | PPMAL30OAK |
| 80" x 32" | PPMAL32OAK |
| 78" x 33" | PPMAL33OAK |



**WEXFORD**

Material Unfinished Oak  
Core Solid  
Glazing N/A  
FSC® Certified

| Size      | Code   |
|-----------|--------|
| 78" x 24" | OWEX24 |
| 78" x 27" | OWEX27 |
| 78" x 30" | OWEX30 |
| 78" x 33" | OWEX33 |

🔥 30 Minute Fire Doors

|           |          |
|-----------|----------|
| 78" x 27" | OWEXFC27 |
| 78" x 30" | OWEXFC30 |
| 78" x 33" | OWEXFC33 |

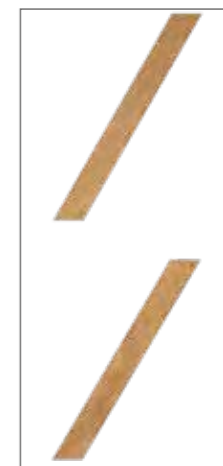
b



**# SOLID OAK LEDGED BRACING PACK**

Material Unfinished Oak  
Core Solid Oak  
Glazing N/A

| Code         |
|--------------|
| NOSBRACEPACK |



**\* SOLID OAK FRAMED & LEDGED BRACING PACK**

Material Unfinished Oak  
Core Solid Oak  
Glazing N/A

| Code          |
|---------------|
| NOSBRACEPK100 |



# INTERNAL COLOURS COLLECTION

Ranging from a black to chocolate grey, these doors are an extraordinary choice for your home.

GALWAY CHARCOAL GREY SEE PAGE 79



**Bespoke  
Service  
Available**  
on selected ranges

We are delighted to be able to offer special sized doors in most models from this range of doors. Availability is subject to confirmation at the time of enquiry.



# MANHATTAN COLOURS COLLECTION

Create an industrial feel in your home with our modern and extremely stylish collection. Subtle yet striking, featuring effective primed black slender profiles, these doors are ready to make an instant impact to your home. With a variety of glazed and solid options, this is a look which will change your space for the better.



TRIBECA CLEAR GLAZED SHOWN WITH SULLIVAN HANDLE SEE PAGE 64



## TRIBECA

Material Primed Black  
Core Solid  
Glazing N/A  
FSC® Certified

| Size      | Code        |
|-----------|-------------|
| 78" x 27" | TRIBLASOL27 |
| 78" x 30" | TRIBLASOL30 |
| 78" x 33" | TRIBLASOL33 |

NEW



## TRIBECA CLEAR GLAZED

Material Primed Black  
Core Solid  
Glazing Clear  
FSC® Certified

| Size      | Code        |
|-----------|-------------|
| 78" x 27" | TRIBLACLR27 |
| 78" x 30" | TRIBLACLR30 |
| 78" x 33" | TRIBLACLR33 |

NEW




## CHELSEA

Material Primed Black  
Core Solid  
Glazing N/A  
FSC® Certified

| Size      | Code        |
|-----------|-------------|
| 78" x 27" | CHEBLASOL27 |
| 78" x 30" | CHEBLASOL30 |
| 78" x 33" | CHEBLASOL33 |

NEW



## CHELSEA CLEAR GLAZED

Material Primed Black  
Core Solid  
Glazing Clear  
FSC® Certified

| Size      | Code        |
|-----------|-------------|
| 78" x 27" | CHEBLACLR27 |
| 78" x 30" | CHEBLACLR30 |
| 78" x 33" | CHEBLACLR33 |

NEW

NB – Manhattan hardware on pages 64-65.

**NEW**  
**TRIBECA**

A cool and unique internal range, the Tribeca collection features Primed Plus Black decorative beading and an appealing solid lock block, which is perfect for your matching accessories. Benefitting from three generous, glazed panels using a variety of glazing options. The Tribeca will become a standout feature in your home. This is the door you need for your modern home.



TRIBECA TINTED GLAZED SHOWN WITH SULLIVAN HANDLE SEE PAGE 64

“TEXTURED GLAZING IS A RETRO FEATURE. SHAPED INTO SEMI-CYLINDRICAL ADJACENT MOULDINGS IT CREATES THE REEDED PATTERN”



**TRIBECA REEDED GLAZED**

**NEW**

Material Primed Black  
Core Solid  
Glazing Reeded  
FSC® Certified

| Size      | Code        |
|-----------|-------------|
| 78" x 27" | TRIBLAREE27 |
| 78" x 30" | TRIBLAREE30 |
| 78" x 33" | TRIBLAREE33 |

**NEW**

**TRIBECA TINTED GLAZED**

Material Primed Black  
Core Solid  
Glazing Tinted  
FSC® Certified

| Size      | Code         |
|-----------|--------------|
| 78" x 27" | TRIBLATINT27 |
| 78" x 30" | TRIBLATINT30 |
| 78" x 33" | TRIBLATINT33 |



NB – Manhattan hardware on pages 64-65.



“A UNIQUE STYLE, TINTED GLAZING GIVES YOUR HOME THE BRIGHTNESS IT NEEDS WHILST STILL PRESERVING A TOUCH OF PRIVACY”




**CHELSEA TINTED GLAZED**

Material Primed Black  
Core Solid  
Glazing Tinted  
FSC® Certified

| Size      | Code         |
|-----------|--------------|
| 78" x 27" | CHEBLATINT27 |
| 78" x 30" | CHEBLATINT30 |
| 78" x 33" | CHEBLATINT33 |

**NEW**



**CHELSEA REEDED GLAZED**

Material Primed Black  
Core Solid  
Glazing Reeded  
FSC® Certified

| Size      | Code        |
|-----------|-------------|
| 78" x 27" | CHEBLAREE27 |
| 78" x 30" | CHEBLAREE30 |
| 78" x 33" | CHEBLAREE33 |

**NEW**



CHELSEA REEDED GLAZED SHOWN WITH ZERMATT MATT BLACK HANDLE SEE PAGE 127



**NEW**

**CHELSEA**

In an elegant primed plus black, the Chelsea four panel door features sleek and slender decorative beading and a solid lock block. This is part of an understated internal door range and will give your home an industrial feel. Perfect for modern homes, this collection will match all interiors, particularly contemporary vibes and will become a stand out feature in your home.

NB – Manhattan hardware on pages 64-65.





“DISPLAYING A NATURAL GRAIN THIS SIMPLE BUT EFFECTIVE DESIGN, WILL LOOK MODERN BUT STILL GIVE A CLASSIC APPEARANCE”

SOHO CHARCOAL GLAZED SHOWN WITH SULLIVAN HANDLE SEE PAGE 64



**GREENWICH GLAZED**

Material Primed Black  
Core Solid  
Glazing Clear  
FSC® Certified

| Size         | Code      |
|--------------|-----------|
| 78" x 24"    | GREBLA24  |
| 78" x 27"    | GREBLA27  |
| 78" x 30"    | GREBLA30  |
| 78" x 33"    | GREBLA33  |
| 2040 x 726mm | GREBLA726 |
| 2040 x 826mm | GREBLA826 |

b




**SOHO**

Material Primed Black  
Core Solid  
Glazing N/A  
FSC® Certified

| Size         | Code         |
|--------------|--------------|
| 78" x 24"    | SOHSOLBLA24  |
| 78" x 27"    | SOHSOLBLA27  |
| 78" x 30"    | SOHSOLBLA30  |
| 78" x 33"    | SOHSOLBLA33  |
| 2040 x 726mm | SOHSOLBLA726 |
| 2040 x 826mm | SOHSOLBLA826 |

b




**SOHO GLAZED**

Material Primed Black  
Core Solid  
Glazing Clear  
FSC® Certified

| Size         | Code      |
|--------------|-----------|
| 78" x 21"    | SOHBLA21  |
| 78" x 24"    | SOHBLA24  |
| 78" x 27"    | SOHBLA27  |
| 78" x 30"    | SOHBLA30  |
| 78" x 33"    | SOHBLA33  |
| 2040 x 726mm | SOHBLA726 |
| 2040 x 826mm | SOHBLA826 |

b

“INDUSTRIAL CHIC, THE MANHATTAN RANGE WILL REALLY MODERNISE YOUR HOME”



**LIBERTY**

Material Primed Black  
Core Solid  
Glazing N/A  
FSC® Certified

| Size      | Code        |
|-----------|-------------|
| 78" x 27" | LIBSOLBLA27 |
| 78" x 30" | LIBSOLBLA30 |
| 78" x 33" | LIBSOLBLA33 |

b



**LIBERTY GLAZED**

Material Primed Black  
Core Solid  
Glazing Clear  
FSC® Certified

| Size      | Code     |
|-----------|----------|
| 78" x 27" | LIBBLA27 |
| 78" x 30" | LIBBLA30 |
| 78" x 33" | LIBBLA33 |


b



**SOHO CHARCOAL**

Material Pre-finished Charcoal  
Core Solid  
Glazing N/A  
FSC® Certified

| Size      | Code        |
|-----------|-------------|
| 78" x 27" | SOHSOLDCG27 |
| 78" x 30" | SOHSOLDCG30 |
| 78" x 33" | SOHSOLDCG33 |




**NEW** b



**SOHO CHARCOAL GLAZED**

Material Pre-finished Charcoal  
Core Solid  
Glazing Clear  
FSC® Certified

| Size      | Code    |
|-----------|---------|
| 78" x 24" | SOHDG24 |
| 78" x 27" | SOHDG27 |
| 78" x 30" | SOHDG30 |
| 78" x 33" | SOHDG33 |



**NEW** b

**IMPORTANT**

Due to the unique design of the Manhattan door range, featuring narrow 80mm wide stiles and rails, we have sourced a specialist range of Manhattan hardware to be used in conjunction with the doors. Using alternative hardware could potentially cause significant damage and compromise the doors functionality. Installation guidelines provided with each door must be adhered to.



NB – Manhattan hardware on pages 64-65.



# MANHATTAN HARDWARE

Enhance your choice of Manhattan doors with our Manhattan ironmongery range, creating elegance with a loft style, urban vibe. The matt black ensures the creation of a sleek, understated finish. Our various latches are specifically designed with a 53mm latch casing to complement our 80mm stiles. If alternative hardware is chosen for our Manhattan range, please ensure you don't trim the door edge more than 5mm and the latch casing used is no bigger than 53mm. If in any doubt, please contact us for more information.

## HANDLES AND THUMB TURN



### MERCER

Finish Matt Black  
Size 130w x 21h x 21d mm  
Code HARDMANMER



### CHARLTON

Finish Matt Black  
Size 130w x 21h x 21d mm  
Code HARDMANCHA



### SULLIVAN SINGLE

Finish Matt Black  
Size 15w x 280h x 66d mm  
Code Single – HARDMANSULSIN  
NB – if you only require handles on one side of a pair door, you would need to purchase two single Sullivan handles. NOT one double.



### SULLIVAN DOUBLE

Finish Matt Black  
Size 15w x 280h x 66d mm  
Code Double – HARDMANSUL



### MANHATTAN THUMB TURN

Finish Matt Black  
Size 70mm  
Code HARDMANTT

## HINGES



### MANHATTAN HINGES

Finish Matt Black  
Size 3" butt hinge (Pack of 3)  
Code HARDMANHIN



### ECLIPSE CONCEALED HINGES

Finish Matt Black  
Size 130h x 30d mm (Pack of 2)  
Code HARDECLHINMB

## LATCHES



### STANDARD MANHATTAN MAGNETIC LATCH

Finish Matt Black  
Size 25w x 245h x 53d mm  
Code HARDMANSTALAT



### PRIVACY MANHATTAN MAGNETIC LATCH

Finish Matt Black  
Size 25w x 245h x 53d mm  
Code HARDMANPRILAT



### MANHATTAN BALL LATCH

Finish Matt Black  
Size 25w x 245h x 53d mm  
Code HARDMANBALLAT

The table below shows you which items you would need to put together for your particular door.

|                         | OPTION 1<br>STANDARD<br>SINGLE DOOR<br>(LEVER HANDLE) | OPTION 2<br>STANDARD<br>SINGLE DOOR<br>(BAR HANDLE) | OPTION 3<br>PRIVACY /<br>BATHROOM<br>SINGLE DOOR | OPTION 4<br>DOOR PAIR<br>(LEVER HANDLE) | OPTION 5<br>DOOR PAIR<br>(BAR HANDLE) |
|-------------------------|---|---|--|---|---------------------------------------|
| MERCER                  | ✓   |   | ✓  | ✓                                       |                                       |
|                         | OR  |   | OR   | OR                                      |                                       |
| CHARLTON                | ✓   |   | ✓  | ✓                                       |                                       |
| SULLIVAN SINGLE         |   | ✓   |  |   | ✓ (2)                                 |
|                         |   | OR  |  |   | OR                                    |
| SULLIVAN DOUBLE         |   | ✓   |  |   | ✓ (2)                                 |
| THUMBTURN               |   |   | ✓  |   |                                       |
| MANHATTAN HINGES        | ✓   | ✓   | ✓  | ✓ (2)                                   | ✓ (2)                                 |
|                         | OR  | OR  | OR   | OR                                      | OR                                    |
| CONCEALED HINGES        | ✓   | ✓   | ✓  | ✓ (2)                                   | ✓ (2)                                 |
| MAGNETIC STANDARD LATCH | ✓   |   |  | ✓                                       |                                       |
| MAGNETIC PRIVACY LATCH  |   |   | ✓  |   |                                       |
| BALL LATCH              |   | ✓   |  |   | ✓                                     |

NB All Items can be purchased separately.

# PREMIUM COLOURS COLLECTION

Our premium colour doors are charmingly stylish and incorporate high quality features throughout your home. The use of solid timber and bolection moulds creates a consistent, high end feel amongst your interior. The high quality, contemporary designs are further emphasised by our use of smart and popular colours such as black and grey.



ANTWERP SOLID SHOWN WITH ZURICH SATIN GOLD HANDLE SEE PAGE 126



## ANTWERP BLACK

Material Primed Black  
Core Solid  
Glazing N/A  
FSC® Certified

| Size      | Code       |
|-----------|------------|
| 78" x 27" | ANTBLA3P27 |
| 78" x 30" | ANTBLA3P30 |
| 78" x 33" | ANTBLA3P33 |

### 30 Minute Fire Doors

|           |              |
|-----------|--------------|
| 78" x 27" | ANTBLA3PFC27 |
| 78" x 30" | ANTBLA3PFC30 |
| 78" x 33" | ANTBLA3PFC33 |

NEW



## ANTWERP BLACK GLAZED

Material Primed Black  
Core Solid  
Glazing Clear  
FSC® Certified

| Size      | Code         |
|-----------|--------------|
| 78" x 27" | ANTBLA3LGL27 |
| 78" x 30" | ANTBLA3LGL30 |
| 78" x 33" | ANTBLA3LGL33 |

NEW



## LUXEMBURG


Material Pre-finished White & Black  
Core Solid  
Glazing N/A  
FSC® Certified

| Size      | Code          |
|-----------|---------------|
| 78" x 27" | LUXWHIBLA3P27 |
| 78" x 30" | LUXWHIBLA3P30 |
| 78" x 33" | LUXWHIBLA3P33 |

### 30 Minute Fire Doors

|           |                 |
|-----------|-----------------|
| 78" x 27" | LUXWHIBLA3PFC27 |
| 78" x 30" | LUXWHIBLA3PFC30 |
| 78" x 33" | LUXWHIBLA3PFC33 |

NEW



## LUXEMBURG GLAZED

Material Pre-finished White & Black  
Core Solid  
Glazing Clear  
FSC® Certified

| Size      | Code            |
|-----------|-----------------|
| 78" x 27" | LUXWHIBLA3LGL27 |
| 78" x 30" | LUXWHIBLA3LGL30 |
| 78" x 33" | LUXWHIBLA3LGL33 |

NEW



“DECORATIVE BOLECTION MOULDING EMPHASISES THE PREMIUM FEEL OF THE ARNHEM”



ARNHEM GREY SHOWN WITH FORNAX HANDLE SEE PAGE 130




**ARNHEM BLACK**

Material Primed Plus Black  
Core Solid  
Glazing N/A

| Size      | Code     |
|-----------|----------|
| 78" x 24" | ARNBLA24 |
| 78" x 27" | ARNBLA27 |
| 78" x 30" | ARNBLA30 |
| 78" x 33" | ARNBLA33 |

**30 Minute Fire Doors**  
78" x 27" ARNBLAFC27  
78" x 30" ARNBLAFC30  
78" x 33" ARNBLAFC33



**ARNHEM BLACK GLAZED**

Material Primed Plus Black  
Core Solid  
Glazing Clear

| Size      | Code       |
|-----------|------------|
| 78" x 27" | ARNBLAGL27 |
| 78" x 30" | ARNBLAGL30 |
| 78" x 33" | ARNBLAGL33 |



**AMSTERDAM BLACK**

Material Primed Plus Black  
Core Solid  
Glazing N/A

| Size      | Code     |
|-----------|----------|
| 78" x 24" | AMSBLA24 |
| 78" x 27" | AMSBLA27 |
| 78" x 30" | AMSBLA30 |
| 78" x 33" | AMSBLA33 |

**30 Minute Fire Doors**  
78" x 27" AMSBLAFC27  
78" x 30" AMSBLAFC30  
78" x 33" AMSBLAFC33



**ARNHEM GREY**

Material Primed Plus Grey  
Core Solid  
Glazing N/A

| Size      | Code     |
|-----------|----------|
| 78" x 24" | ARNGRE24 |
| 78" x 27" | ARNGRE27 |
| 78" x 30" | ARNGRE30 |
| 78" x 33" | ARNGRE33 |

**30 Minute Fire Doors**  
78" x 27" ARNGREFC27  
78" x 30" ARNGREFC30  
78" x 33" ARNGREFC33



**ARNHEM GREY GLAZED**

Material Primed Plus Grey  
Core Solid  
Glazing Clear

| Size      | Code       |
|-----------|------------|
| 78" x 27" | ARNGREGL27 |
| 78" x 30" | ARNGREGL30 |
| 78" x 33" | ARNGREGL33 |



**THE PERFECT PAIRING**

Fornax Satin Chrome Door Pack  
(see page 130 for full details).



**EINDHOVEN BLACK**

Material Primed Plus Black  
Core Solid  
Glazing N/A

| Size      | Code     |
|-----------|----------|
| 78" x 24" | EINBLA24 |
| 78" x 27" | EINBLA27 |
| 78" x 30" | EINBLA30 |
| 78" x 33" | EINBLA33 |

**30 Minute Fire Doors**  
78" x 27" EINBLAFC27  
78" x 30" EINBLAFC30  
78" x 33" EINBLAFC33



**EINDHOVEN BLACK GLAZED**

Material Primed Plus Black  
Core Solid  
Glazing Clear

| Size      | Code       |
|-----------|------------|
| 78" x 27" | EINBLAGL27 |
| 78" x 30" | EINBLAGL30 |
| 78" x 33" | EINBLAGL33 |



**AMSTERDAM BLACK GLAZED**

Material Primed Plus Black  
Core Solid  
Glazing Clear

| Size      | Code       |
|-----------|------------|
| 78" x 27" | AMSBLAGL27 |
| 78" x 30" | AMSBLAGL30 |
| 78" x 33" | AMSBLAGL33 |



“THREE EQUAL SIZED, SQUARE PANELS ARE ENCLOSED BY DECORATIVE BEADING TO FORM THE TRADITIONAL DESIGN”




**AMSTERDAM GREY**

Material Primed Plus Grey  
Core Solid  
Glazing N/A

| Size      | Code     |
|-----------|----------|
| 78" x 24" | AMSGRE24 |
| 78" x 27" | AMSGRE27 |
| 78" x 30" | AMSGRE30 |
| 78" x 33" | AMSGRE33 |

**30 Minute Fire Doors**  
78" x 27" AMSGREFC27  
78" x 30" AMSGREFC30  
78" x 33" AMSGREFC33



**AMSTERDAM GREY GLAZED**

Material Primed Plus Grey  
Core Solid  
Glazing Clear

| Size      | Code       |
|-----------|------------|
| 78" x 27" | AMSGREGL27 |
| 78" x 30" | AMSGREGL30 |
| 78" x 33" | AMSGREGL33 |



**THE PERFECT PAIRING**

Lupus Rose Gold Door Pack  
(see page 135 for full details).

“IN A COOL AND CONTEMPORARY PRIMED PLUS BLACK COLOUR, THIS IS A TRENDY OPTION WHICH WOULD ALSO LOOK GOOD IN A TRADITIONAL, PREMIUM HOME”



“ USING CRICKET BAT  
STYLE MOULDING,  
THIS DOOR IS ALL  
ABOUT THE STATELY  
FEEL IT GIVES. THIS IS  
TRADITIONAL ELEGANCE  
AT ITS FINEST ”



**KNIGHTSBRIDGE**

Material Primed Plus Black  
Core Solid  
Raised Moulding Both Sides  
Glazing N/A  
FSC® Certified

| Size      | Code     |
|-----------|----------|
| 78" x 27" | KNIBLA27 |
| 78" x 30" | KNIBLA30 |
| 78" x 33" | KNIBLA33 |

**30 Minute Fire Doors**

|           |             |
|-----------|-------------|
| 78" x 27" | KNIBL AFC27 |
| 78" x 30" | KNIBL AFC30 |
| 78" x 33" | KNIBL AFC33 |

NB - Bespoke sizes in this door type can take up to 16 weeks.



**KNIGHTSBRIDGE  
GLAZED**

Material Primed Plus Black  
Core Solid  
Raised Moulding Both Sides  
Glazing Clear Bevelled  
FSC® Certified

| Size      | Code        |
|-----------|-------------|
| 78" x 27" | KNIBL ACG27 |
| 78" x 30" | KNIBL ACG30 |
| 78" x 33" | KNIBL ACG33 |

NB - Bespoke sizes in this door type can take up to 16 weeks.



KNIGHTSBRIDGE SHOWN WITH DORADO POLISHED CHROME HANDLE SEE PAGE 129



# MODERN COLOURS COLLECTION

This collection features sleek, fresh and on-trend designs. These doors are an ideal choice to add a contemporary feel to your home, keeping your interior looking cool and stylish. These doors come pre-finished so are an easy option, ready to hang. This collection of doors guarantees to embrace your home!



MELBOURNE ASH GREY SHOWN WITH ZURICH BLACK HANDLE SEE PAGE 126

“UNUSUAL AND TRENDY DESIGNS, THESE DOORS ARE ONE OF A KIND AND NOT TO BE MISSED!”



## MONTREAL CHARCOAL

**b NEW**

Material Pre-finished Charcoal  
Core Solid  
Glazing N/A  
FSC® Certified

| Size      | Code     |
|-----------|----------|
| 78" x 27" | DCHMON27 |
| 78" x 30" | DCHMON30 |
| 78" x 33" | DCHMON33 |


**b NEW**

## MELBOURNE ASH GREY

Material Pre-finished Ash Grey  
Core Solid  
Glazing N/A  
FSC® Certified

| Size      | Code     |
|-----------|----------|
| 78" x 27" | ASHMEL27 |
| 78" x 30" | ASHMEL30 |
| 78" x 33" | ASHMEL33 |





**VANCOUVER LIGHT GREY**

Material Pre-finished Light Grey  
Core Solid  
Glazing N/A  
FSC® Certified

| Size         | Code      |
|--------------|-----------|
| 78" x 24"    | LGRVAN24  |
| 78" x 27"    | LGRVAN27  |
| 78" x 30"    | LGRVAN30  |
| 78" x 33"    | LGRVAN33  |
| 2040 x 626mm | LGRVAN626 |
| 2040 x 726mm | LGRVAN726 |
| 2040 x 826mm | LGRVAN826 |

**30 Minute Fire Doors**

|              |             |
|--------------|-------------|
| 78" x 27"    | LGRVANFC27  |
| 78" x 30"    | LGRVANFC30  |
| 78" x 33"    | LGRVANFC33  |
| 2040 x 726mm | LGRVANFC726 |
| 2040 x 826mm | LGRVANFC826 |

b



**VANCOUVER LIGHT GREY GLAZED**


Material Pre-finished Light Grey  
Core Solid  
Raised Moulding Both Sides  
Glazing Clear  
FSC® Certified

| Size         | Code        |
|--------------|-------------|
| 78" x 27"    | LGRVAN4L27  |
| 78" x 30"    | LGRVAN4L30  |
| 78" x 33"    | LGRVAN4L33  |
| 2040 x 726mm | LGRVAN4L726 |
| 2040 x 726mm | LGRVAN4L826 |

**30 Minute Fire Doors**

|           |              |
|-----------|--------------|
| 78" x 27" | LGRVAN4LFC27 |
| 78" x 30" | LGRVAN4LFC30 |
| 78" x 33" | LGRVAN4LFC33 |

b



**VANCOUVER CHOCOLATE GREY**


Material Pre-finished  
Chocolate Grey  
Core Solid  
Glazing N/A  
FSC® Certified

| Size      | Code     |
|-----------|----------|
| 78" x 24" | CHGVAN24 |
| 78" x 27" | CHGVAN27 |
| 78" x 30" | CHGVAN30 |
| 78" x 33" | CHGVAN33 |

**30 Minute Fire Doors**

|           |            |
|-----------|------------|
| 78" x 27" | CHGVANFC27 |
| 78" x 30" | CHGVANFC30 |
| 78" x 33" | CHGVANFC33 |

b



**VANCOUVER ASH GREY**

Material Pre-finished Ash Grey  
Core Solid  
Glazing N/A  
FSC® Certified

| Size      | Code     |
|-----------|----------|
| 78" x 24" | ASHVAN24 |
| 78" x 27" | ASHVAN27 |
| 78" x 30" | ASHVAN30 |
| 78" x 33" | ASHVAN33 |

**30 Minute Fire Doors**

|           |            |
|-----------|------------|
| 78" x 27" | ASHVANFC27 |
| 78" x 30" | ASHVANFC30 |
| 78" x 33" | ASHVANFC33 |

b



**VANCOUVER ASH GREY GLAZED**

Material Pre-finished Ash Grey  
Core Solid  
Raised Moulding Both Sides  
Glazing Clear  
FSC® Certified

| Size      | Code       |
|-----------|------------|
| 78" x 27" | ASHVAN4L27 |
| 78" x 30" | ASHVAN4L30 |
| 78" x 33" | ASHVAN4L33 |

b



**VANCOUVER CHOCOLATE GREY GLAZED**

Material Pre-finished  
Chocolate Grey  
Core Solid  
Raised Moulding Both Sides  
Glazing Clear  
FSC® Certified

| Size      | Code       |
|-----------|------------|
| 78" x 27" | CHGVAN4L27 |
| 78" x 30" | CHGVAN4L30 |
| 78" x 33" | CHGVAN4L33 |


b




“DISTINCTIVELY STYLED IN IMPACTFUL CHARCOAL BLACK, FEATURING THE ILLUSION OF SIX PANELS”

SEIS PAIR SHOWN WITH PERSEUS BRONZE BAR HANDLE SEE PAGE 136

**THE PERFECT PAIRING**



**Polaris Door Pack**  
(see page 133 for full details).



**VANCOUVER CHARCOAL BLACK**


Material Pre-finished  
Charcoal Black  
Core Solid  
Glazing N/A  
FSC® Certified

| Size         | Code      |
|--------------|-----------|
| 78" x 27"    | VANBLA27  |
| 78" x 30"    | VANBLA30  |
| 78" x 33"    | VANBLA33  |
| 2040 x 626mm | VANBLA626 |
| 2040 x 726mm | VANBLA726 |
| 2040 x 826mm | VANBLA826 |

**30 Minute Fire Doors**

|              |             |
|--------------|-------------|
| 78" x 27"    | VANBLAFC27  |
| 78" x 30"    | VANBLAFC30  |
| 78" x 33"    | VANBLAFC33  |
| 2040 x 726mm | VANBLAFC726 |
| 2040 x 826mm | VANBLAFC826 |

b




**VANCOUVER CHARCOAL BLACK GLAZED**

Material Pre-finished  
Charcoal Black  
Core Solid  
Raised Moulding Both Sides  
Glazing Clear  
FSC® Certified

| Size         | Code        |
|--------------|-------------|
| 78" x 27"    | VANBLA4L27  |
| 78" x 30"    | VANBLA4L30  |
| 78" x 33"    | VANBLA4L33  |
| 2040 x 726mm | VANBLA4L726 |
| 2040 x 826mm | VANBLA4L826 |

b



**TRES CHARCOAL BLACK**


Material Pre-finished  
Charcoal Black  
Core Solid  
Glazing N/A  
FSC® Certified

| Size      | Code     |
|-----------|----------|
| 78" x 27" | TREBLA27 |
| 78" x 30" | TREBLA30 |
| 78" x 33" | TREBLA33 |

**30 Minute Fire Doors**

|           |            |
|-----------|------------|
| 78" x 27" | TREBLAFC27 |
| 78" x 30" | TREBLAFC30 |
| 78" x 33" | TREBLAFC33 |

b



**SEIS CHARCOAL BLACK**

Material Pre-finished  
Charcoal Black  
Core Solid  
Glazing N/A  
FSC® Certified

| Size      | Code     |
|-----------|----------|
| 78" x 27" | SEIBLA27 |
| 78" x 30" | SEIBLA30 |
| 78" x 33" | SEIBLA33 |

**30 Minute Fire Doors**

|           |             |
|-----------|-------------|
| 78" x 27" | SEIBL AFC27 |
| 78" x 30" | SEIBL AFC30 |
| 78" x 33" | SEIBL AFC33 |

b



**DIEZ CHARCOAL BLACK**

Material Pre-finished  
Charcoal Black  
Core Solid  
Raised Moulding Both Sides  
Glazing Clear  
FSC® Certified

| Size      | Code     |
|-----------|----------|
| 78" x 27" | DIEBLA27 |
| 78" x 30" | DIEBLA30 |
| 78" x 33" | DIEBLA33 |

b





**NEW**

# THE BELIZE

In a trendy, pre-finished light grey, our ever so popular Belize embraces its new look and becomes a great asset to boost the vision of your interiors.

## BELIZE LIGHT GREY

Material Pre-finished Light Grey  
Core Solid  
Glazing N/A  
FSC® Certified

| Size         | Code      |
|--------------|-----------|
| 78" x 18"    | LGRBEL18  |
| 78" x 21"    | LGRBEL21  |
| 78" x 24"    | LGRBEL24  |
| 78" x 27"    | LGRBEL27  |
| 78" x 28"    | LGRBEL28  |
| 78" x 30"    | LGRBEL30  |
| 78" x 32"    | LGRBEL32  |
| 78" x 33"    | LGRBEL33  |
| 2040 x 526mm | LGRBEL526 |
| 2040 x 626mm | LGRBEL626 |
| 2040 x 726mm | LGRBEL726 |
| 2040 x 826mm | LGRBEL826 |
| 2040 x 926mm | LGRBEL926 |

### 30 Minute Fire Doors

|              |             |
|--------------|-------------|
| 78" x 24"    | LGRBELFC24  |
| 78" x 27"    | LGRBELFC27  |
| 78" x 30"    | LGRBELFC30  |
| 78" x 33"    | LGRBELFC33  |
| 2040 x 726mm | LGRBELFC726 |
| 2040 x 826mm | LGRBELFC826 |
| 2040 x 926mm | LGRBELFC926 |

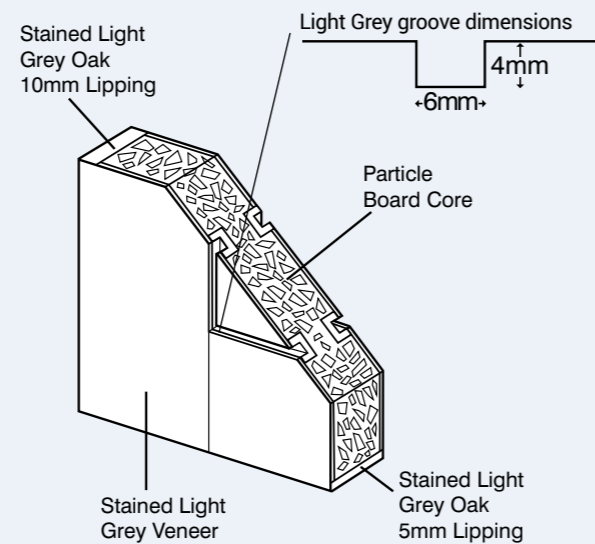


**NEW**

## BELIZE LIGHT GREY GLAZED

Material Pre-finished Light Grey  
Core Solid  
Glazing Clear with Frosted Lines  
FSC® Certified

| Size         | Code       |
|--------------|------------|
| 78" x 24"    | LGRBELG24  |
| 78" x 27"    | LGRBELG27  |
| 78" x 30"    | LGRBELG30  |
| 78" x 33"    | LGRBELG33  |
| 2040 x 626mm | LGRBELG626 |
| 2040 x 726mm | LGRBELG726 |
| 2040 x 826mm | LGRBELG826 |



“A NEW COOL SHADE FOR THE EDMONTON. THIS DOOR FEATURES V CUT GROOVES IN A LADDER STYLE EFFECT”

EDMONTON LIGHT GREY GLAZED SHOWN WITH ZURICH SATIN COPPER HANDLE SEE PAGE 126



## EDMONTON LIGHT GREY

Material Pre-finished Light Grey  
Core Solid  
Glazing N/A  
FSC® Certified

| Size      | Code     |
|-----------|----------|
| 78" x 24" | LGREDM24 |
| 78" x 27" | LGREDM27 |
| 78" x 30" | LGREDM30 |
| 78" x 33" | LGREDM33 |

### 30 Minute Fire Doors

|           |            |
|-----------|------------|
| 78" x 27" | LGREDMFC27 |
| 78" x 30" | LGREDMFC30 |
| 78" x 33" | LGREDMFC33 |

**NEW**




## EDMONTON LIGHT GREY GLAZED

Material Pre-finished Light Grey  
Core Solid  
Glazing Clear with Frosted Lines  
FSC® Certified

| Size      | Code       |
|-----------|------------|
| 78" x 27" | LGREDMGL27 |
| 78" x 30" | LGREDMGL30 |
| 78" x 33" | LGREDMGL33 |

**NEW**



**ZEUS ASH GREY**

Material Pre-finished Ash Grey  
Core Solid  
Glazing N/A  
FSC® Certified

| Size      | Code      |
|-----------|-----------|
| 78" x 24" | ASHZEUS24 |
| 78" x 27" | ASHZEUS27 |
| 78" x 30" | ASHZEUS30 |
| 78" x 33" | ASHZEUS33 |

**30 Minute Fire Doors**

|           |             |
|-----------|-------------|
| 78" x 27" | ASHZEUSFC27 |
| 78" x 30" | ASHZEUSFC30 |
| 78" x 33" | ASHZEUSFC33 |

b



**ZEUS ASH GREY GLAZED**

Material Pre-finished Ash Grey  
Core Solid  
Raised Moulding Both Sides  
Glazing Clear  
FSC® Certified

| Size      | Code        |
|-----------|-------------|
| 78" x 27" | ASHZEUS3L27 |
| 78" x 30" | ASHZEUS3L30 |
| 78" x 33" | ASHZEUS3L33 |

b



**ZANZIBAR ASH GREY**

Material Pre-finished Ash Grey  
Core Solid  
Glazing N/A  
FSC® Certified


| Size      | Code     |
|-----------|----------|
| 78" x 24" | ASHZAN24 |
| 78" x 27" | ASHZAN27 |
| 78" x 30" | ASHZAN30 |
| 78" x 33" | ASHZAN33 |

**30 Minute Fire Doors**

|           |            |
|-----------|------------|
| 78" x 27" | ASHZANFC27 |
| 78" x 30" | ASHZANFC30 |
| 78" x 33" | ASHZANFC33 |

NB – aluminium inlay.

b



**APOLLO CHOCOLATE GREY**

Material Pre-finished Chocolate Grey  
Core Solid  
Glazing N/A  
FSC® Certified

| Size      | Code     |
|-----------|----------|
| 78" x 24" | CHGAP024 |
| 78" x 27" | CHGAP027 |
| 78" x 30" | CHGAP030 |
| 78" x 33" | CHGAP033 |

**30 Minute Fire Doors**

|           |            |
|-----------|------------|
| 78" x 27" | CHGAP0FC27 |
| 78" x 30" | CHGAP0FC30 |
| 78" x 33" | CHGAP0FC33 |

b



**APOLLO CHOCOLATE GREY GLAZED**

Material Pre-finished Chocolate Grey  
Core Solid  
Raised Moulding Both Sides  
Glazing Clear  
FSC® Certified

| Size      | Code       |
|-----------|------------|
| 78" x 27" | CHGAP0GL27 |
| 78" x 30" | CHGAP0GL30 |
| 78" x 33" | CHGAP0GL33 |

b




**ZANZIBAR ASH GREY GLAZED**

Material Pre-finished Ash Grey  
Core Solid  
Raised Moulding Both Sides  
Glazing Clear  
FSC® Certified

| Size      | Code       |
|-----------|------------|
| 78" x 27" | ASHZANGL27 |
| 78" x 30" | ASHZANGL30 |
| 78" x 33" | ASHZANGL33 |

NB – aluminium inlay.

b



**ALCARAZ CHOCOLATE GREY**

Material Pre-finished Chocolate Grey  
Core Solid  
Glazing N/A  
FSC® Certified

| Size      | Code     |
|-----------|----------|
| 78" x 27" | CHGALC27 |
| 78" x 30" | CHGALC30 |
| 78" x 33" | CHGALC33 |

**30 Minute Fire Doors**

|           |            |
|-----------|------------|
| 78" x 27" | CHGALCFC27 |
| 78" x 30" | CHGALCFC30 |
| 78" x 33" | CHGALCFC33 |

NB – aluminium inlay.

b



**ALCARAZ CHOCOLATE GREY GLAZED**

Material Pre-finished Chocolate Grey  
Core Solid  
Raised Moulding Both Sides  
Glazing Clear  
FSC® Certified

| Size      | Code       |
|-----------|------------|
| 78" x 27" | CHGALCGL27 |
| 78" x 30" | CHGALCGL30 |
| 78" x 33" | CHGALCGL33 |

NB – aluminium inlay.

b

**THE PERFECT PAIRING**



**Hercules Satin Chrome Door Pack**  
(see page 130 for full details).



“COMING IN STATE OF THE ART PRE-FINISHED EMBOSSSED CHARCOAL GREY, THESE DOORS HAVE TEXTURE AND ATTITUDE”



**DOVER CHARCOAL GREY**

Material Pre-finished Charcoal Grey  
Core Solid  
Glazing N/A  
FSC® Certified

| Size      | Code       |
|-----------|------------|
| 78" x 27" | EMBDVCGR27 |
| 78" x 30" | EMBDVCGR30 |
| 78" x 33" | EMBDVCGR33 |

**30 Minute Fire Doors**

|           |              |
|-----------|--------------|
| 78" x 27" | EMBDVCGRFC27 |
| 78" x 30" | EMBDVCGRFC30 |
| 78" x 33" | EMBDVCGRFC33 |

**GALWAY CHARCOAL GREY**

Material Pre-finished Charcoal Grey  
Core Solid  
Glazing N/A  
FSC® Certified

| Size      | Code        |
|-----------|-------------|
| 78" x 27" | EMBGALCGR27 |
| 78" x 30" | EMBGALCGR30 |
| 78" x 33" | EMBGALCGR33 |

**30 Minute Fire Doors**

|           |               |
|-----------|---------------|
| 78" x 27" | EMBGALCGRFC27 |
| 78" x 30" | EMBGALCGRFC30 |
| 78" x 33" | EMBGALCGRFC33 |





# INTERNAL WHITE COLLECTION

Smart and fresh, add a cool,  
clean finish to your interior.

DOWNHAM WHITE SEE PAGE 94



**Bespoke  
Service  
Available**  
on selected ranges

We are delighted to be able to offer special sized doors in most models from this range of doors. Availability is subject to confirmation at the time of enquiry.

# PREMIUM WHITE COLLECTION

These doors are charmingly stylish and incorporate high quality features throughout your home. The use of solid timber and bolection moulds on our premium white doors create a consistent high end feel. The great quality and modern designs are further emphasised by the use of clean, fresh, primed white, which helps to make your home feel more sophisticated and elegant.



KNIGHTSBRIDGE SHOWN WITH LUPUS BLACK HANDLE SEE PAGE 134



“CLEAN AND FRESH, THE CRICKET BAT STYLE MOULDING ON THE KNIGHTSBRIDGE GIVE THIS DOOR AN EXCLUSIVE AND PREMIUM FEEL”



## KNIGHTSBRIDGE

Material Primed Plus White  
Core Solid  
Raised Moulding Both Sides  
Glazing N/A  
FSC® Certified

| Size      | Code     |
|-----------|----------|
| 78" x 27" | KNIWHI27 |
| 78" x 30" | KNIWHI30 |
| 78" x 33" | KNIWHI33 |

**30 Minute Fire Doors**  
78" x 27" KNIWHIFC27  
78" x 30" KNIWHIFC30  
78" x 33" KNIWHIFC33

NB – Bespoke sizes in this door type can take up to 16 weeks.

**b**

## KNIGHTSBRIDGE GLAZED

Material Primed Plus White  
Core Solid  
Raised Moulding Both Sides  
Glazing Clear Bevelled  
FSC® Certified

| Size      | Code       |
|-----------|------------|
| 78" x 27" | KNIWHICG27 |
| 78" x 30" | KNIWHICG30 |
| 78" x 33" | KNIWHICG33 |

NB – Bespoke sizes in this door type can take up to 16 weeks.

**b**





**AMSTERDAM**

Material Primed Plus White  
Core Solid  
Glazing N/A

| Size      | Code     |
|-----------|----------|
| 78" x 24" | AMSWHI24 |
| 78" x 27" | AMSWHI27 |
| 78" x 30" | AMSWHI30 |
| 78" x 33" | AMSWHI33 |

**30 Minute Fire Doors**

|           |            |
|-----------|------------|
| 78" x 27" | AMSWHIFC27 |
| 78" x 30" | AMSWHIFC30 |
| 78" x 33" | AMSWHIFC33 |

**b**




**AMSTERDAM GLAZED**

Material Primed Plus White  
Core Solid  
Glazing Clear

| Size      | Code       |
|-----------|------------|
| 78" x 27" | AMSWHIGL27 |
| 78" x 30" | AMSWHIGL30 |
| 78" x 33" | AMSWHIGL33 |

**b**



**ARNHEM**

Material Primed Plus White  
Core Solid  
Glazing N/A

| Size      | Code     |
|-----------|----------|
| 78" x 24" | ARNWHI24 |
| 78" x 27" | ARNWHI27 |
| 78" x 30" | ARNWHI30 |
| 78" x 33" | ARNWHI33 |

**30 Minute Fire Doors**

|           |            |
|-----------|------------|
| 78" x 27" | ARNWHIFC27 |
| 78" x 30" | ARNWHIFC30 |
| 78" x 33" | ARNWHIFC33 |

**b**



**EINDHOVEN**


Material Primed Plus White  
Core Solid  
Glazing N/A

| Size      | Code     |
|-----------|----------|
| 78" x 24" | EINWHI24 |
| 78" x 27" | EINWHI27 |
| 78" x 30" | EINWHI30 |
| 78" x 33" | EINWHI33 |

**30 Minute Fire Doors**

|           |            |
|-----------|------------|
| 78" x 27" | EINWHIFC27 |
| 78" x 30" | EINWHIFC30 |
| 78" x 33" | EINWHIFC33 |

**b**



**EINDHOVEN GLAZED**

Material Primed Plus White  
Core Solid  
Glazing Clear

| Size      | Code       |
|-----------|------------|
| 78" x 27" | EINWHIGL27 |
| 78" x 30" | EINWHIGL30 |
| 78" x 33" | EINWHIGL33 |

**b**




**ARNHEM GLAZED**

Material Primed Plus White  
Core Solid  
Glazing Clear

| Size      | Code       |
|-----------|------------|
| 78" x 27" | ARNWHIGL27 |
| 78" x 30" | ARNWHIGL30 |
| 78" x 33" | ARNWHIGL33 |

**b**




**ORLY**

Material Primed White  
Core Solid  
Glazing Clear  
FSC® Certified

| Size      | Code     |
|-----------|----------|
| 78" x 27" | WFORLY27 |
| 78" x 30" | WFORLY30 |
| 78" x 33" | WFORLY33 |

**NEW**



**MONTPELLIER**


Material Primed White  
Core Solid  
Glazing N/A  
FSC® Certified

| Size      | Code    |
|-----------|---------|
| 78" x 27" | WFMON27 |
| 78" x 30" | WFMON30 |
| 78" x 33" | WFMON33 |

**30 Minute Fire Doors**

|           |           |
|-----------|-----------|
| 78" x 27" | WFMONFC27 |
| 78" x 30" | WFMONFC30 |
| 78" x 33" | WFMONFC33 |

**b**



**REIMS**

Material Primed White  
Core Solid  
Glazing N/A  
FSC® Certified

| Size      | Code      |
|-----------|-----------|
| 78" x 27" | WFREI5P27 |
| 78" x 30" | WFREI5P30 |
| 78" x 33" | WFREI5P33 |

**30 Minute Fire Doors**

|           |             |
|-----------|-------------|
| 78" x 27" | WFREI5PFC27 |
| 78" x 30" | WFREI5PFC30 |
| 78" x 33" | WFREI5PFC33 |

**b**

“LUXURIOUS AND ADMIRABLE, THE REIMS PAIR HAS A LOT OF CHARACTER”




REIMS GLAZED PAIRS SHOWN WITH LYRA SATIN CHROME HANDLE SEE PAGE 128



**REIMS GLAZED**

Material Primed White  
Core Solid  
Glazing Clear Bevelled  
FSC® Certified

| Size      | Code      |
|-----------|-----------|
| 78" x 27" | WFREICG27 |
| 78" x 30" | WFREICG30 |
| 78" x 33" | WFREICG33 |

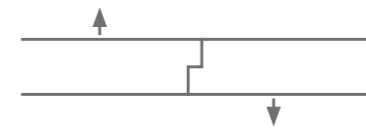


**REIMS GLAZED PAIRS**

Material Primed White  
Core Solid  
Glazing Clear Bevelled  
FSC® Certified

| Size      | Code         |
|-----------|--------------|
| 78" x 42" | WFPRSREICG42 |
| 78" x 46" | WFPRSREICG46 |
| 78" x 48" | WFPRSREICG48 |
| 78" x 54" | WFPRSREICG54 |
| 78" x 60" | WFPRSREICG60 |

Supplied 40mm Thickness.  
NB - doors supplied rebated.





MODERN  
**WHITE**  
COLLECTION

Modern, clean and fresh designs make these doors stand out. They are the ideal choice for anyone wanting to spruce up their interior. These doors do require a final finishing which makes them the perfect pick for you if you are wanting to experiment with funky greens or eclectic blues. These doors will really get your guests talking!

DOVER SHOWN WITH HERCULES BLACK HANDLE SEE PAGE 134



**HASTINGS**


Material Primed Plus White  
Core Semi Solid\*  
Glazing N/A  
FSC® Certified

| Size      | Code    |
|-----------|---------|
| 78" x 27" | WFHAS27 |
| 78" x 30" | WFHAS30 |
| 78" x 33" | WFHAS33 |

**30 Minute Fire Doors**

|           |           |
|-----------|-----------|
| 78" x 27" | WFHASFC27 |
| 78" x 30" | WFHASFC30 |
| 78" x 33" | WFHASFC33 |

\*FD30's supplied Solid Core.



**DOVER**

Material Primed Plus White  
Core Semi Solid\*  
Glazing N/A  
FSC® Certified

| Size      | Code    |
|-----------|---------|
| 78" x 27" | WFD0V27 |
| 78" x 30" | WFD0V30 |
| 78" x 33" | WFD0V33 |

**30 Minute Fire Doors**

|           |           |
|-----------|-----------|
| 78" x 27" | WFD0VFC27 |
| 78" x 30" | WFD0VFC30 |
| 78" x 33" | WFD0VFC33 |

\*FD30's supplied Solid Core.



**SIERRA BLANCO**

Material Pre-finished Composite  
Core Solid  
Glazing N/A

| Size      | Code     |
|-----------|----------|
| 78" x 24" | SIEWHI24 |
| 78" x 27" | SIEWHI27 |
| 78" x 30" | SIEWHI30 |
| 78" x 33" | SIEWHI33 |

**30 Minute Fire Doors**

|           |            |
|-----------|------------|
| 78" x 27" | SIEWHIFC27 |
| 78" x 30" | SIEWHIFC30 |
| 78" x 33" | SIEWHIFC33 |

NB – aluminium effect inlay.



**SIERRA BLANCO  
GLAZED**

Material Pre-finished Composite  
Core Solid  
Glazing Frosted

| Size      | Code       |
|-----------|------------|
| 78" x 27" | SIEWHIGL27 |
| 78" x 30" | SIEWHIGL30 |
| 78" x 33" | SIEWHIGL33 |

NB – aluminium effect inlay.







**SHAKER 4 PANEL**

Material Primed White  
Core Solid  
Glazing N/A  
FSC® Certified

| Size         | Code          |
|--------------|---------------|
| 78" x 21"    | WFSHAKER4P21  |
| 78" x 24"    | WFSHAKER4P24  |
| 78" x 27"    | WFSHAKER4P27  |
| 78" x 30"    | WFSHAKER4P30  |
| 78" x 33"    | WFSHAKER4P33  |
| 2040 x 626mm | WFSHAKER4P626 |
| 2040 x 726mm | WFSHAKER4P726 |
| 2040 x 826mm | WFSHAKER4P826 |

**30 Minute Fire Doors**

|              |                 |
|--------------|-----------------|
| 78" x 27"    | WFSHAKER4PFC27  |
| 78" x 30"    | WFSHAKER4PFC30  |
| 78" x 33"    | WFSHAKER4PFC33  |
| 2040 x 726mm | WFSHAKER4PFC726 |
| 2040 x 826mm | WFSHAKER4PFC826 |



**SHAKER 4 LIGHT GLAZED**

Material Primed White  
Core Solid  
Glazing Clear  
FSC® Certified

| Size         | Code          |
|--------------|---------------|
| 78" x 21"    | WFSHAKER4L21  |
| 78" x 24"    | WFSHAKER4L24  |
| 78" x 27"    | WFSHAKER4L27  |
| 78" x 30"    | WFSHAKER4L30  |
| 78" x 33"    | WFSHAKER4L33  |
| 2040 x 626mm | WFSHAKER4L626 |
| 2040 x 726mm | WFSHAKER4L726 |
| 2040 x 826mm | WFSHAKER4L826 |



**SHAKER 4 PANEL BI-FOLD**

Material Primed White  
Core Solid  
Glazing N/A

| Size      | Code           |
|-----------|----------------|
| 78" x 27" | BFWFSHAKER4P27 |
| 78" x 30" | BFWFSHAKER4P30 |

78" height includes track.  
Supplied with track and hinges.



COVENTRY SHOWN WITH LUPUS BLACK HANDLE SEE PAGE 134



**SHAKER**

Material Primed White  
Core Solid  
Glazing N/A  
FSC® Certified

| Size         | Code        |
|--------------|-------------|
| 78" x 21"    | WFSHAKER21  |
| 78" x 24"    | WFSHAKER24  |
| 78" x 27"    | WFSHAKER27  |
| 78" x 30"    | WFSHAKER30  |
| 80" x 32"    | WFSHAKER32  |
| 78" x 33"    | WFSHAKER33  |
| 2040 x 626mm | WFSHAKER626 |
| 2040 x 726mm | WFSHAKER726 |
| 2040 x 826mm | WFSHAKER826 |

**30 Minute Fire Doors**

|              |               |
|--------------|---------------|
| 78" x 27"    | WFSHAKERFC27  |
| 78" x 30"    | WFSHAKERFC30  |
| 78" x 33"    | WFSHAKERFC33  |
| 2040 x 726mm | WFSHAKERFC726 |
| 2040 x 826mm | WFSHAKERFC826 |



**SHAKER GLAZED**

Material Primed White  
Core Solid  
Glazing Clear  
FSC® Certified

| Size         | Code         |
|--------------|--------------|
| 78" x 21"    | WFSHAKERG21  |
| 78" x 24"    | WFSHAKERG24  |
| 78" x 27"    | WFSHAKERG27  |
| 78" x 30"    | WFSHAKERG30  |
| 80" x 32"    | WFSHAKERG32  |
| 78" x 33"    | WFSHAKERG33  |
| 2040 x 626mm | WFSHAKERG626 |
| 2040 x 726mm | WFSHAKERG726 |
| 2040 x 826mm | WFSHAKERG826 |



**SHAKER 4 LIGHT GLAZED BI-FOLD**

Material Primed White  
Core Solid  
Glazing Clear

| Size      | Code           |
|-----------|----------------|
| 78" x 27" | BFWFSHAKER4L27 |
| 78" x 30" | BFWFSHAKER4L30 |

78" height includes track.  
Supplied with track and hinges.



**COVENTRY**

Material Primed White  
Core Solid  
Glazing N/A  
FSC® Certified

| Size         | Code       |
|--------------|------------|
| 78" x 24"    | WFCOV3P24  |
| 78" x 27"    | WFCOV3P27  |
| 78" x 30"    | WFCOV3P30  |
| 78" x 33"    | WFCOV3P33  |
| 2040 x 626mm | WFCOV3P626 |
| 2040 x 726mm | WFCOV3P726 |
| 2040 x 826mm | WFCOV3P826 |

**30 Minute Fire Doors**

|              |              |
|--------------|--------------|
| 78" x 30"    | WFCOV3P30FC  |
| 78" x 33"    | WFCOV3P33FC  |
| 2040 x 726mm | WFCOV3P726FC |
| 2040 x 826mm | WFCOV3P826FC |



**COVENTRY GLAZED**

Material Primed White  
Core Solid  
Glazing Clear  
FSC® Certified

| Size         | Code       |
|--------------|------------|
| 78" x 24"    | WFCOVCG24  |
| 78" x 27"    | WFCOVCG27  |
| 78" x 30"    | WFCOVCG30  |
| 78" x 33"    | WFCOVCG33  |
| 2040 x 726mm | WFCOVCG726 |
| 2040 x 826mm | WFCOVCG826 |



**IDAHO**

Material Primed White  
Core Solid  
Glazing N/A  
FSC® Certified

| Size      | Code      |
|-----------|-----------|
| 78" x 24" | WFIDAHO24 |
| 78" x 27" | WFIDAHO27 |
| 78" x 30" | WFIDAHO30 |
| 78" x 33" | WFIDAHO33 |

**30 Minute Fire Doors**

|           |             |
|-----------|-------------|
| 78" x 27" | WFIDAHOFC27 |
| 78" x 30" | WFIDAHOFC30 |
| 78" x 33" | WFIDAHOFC33 |



**SHAKER BI-FOLD**

Material Primed White  
Core Solid  
Glazing N/A

| Size      | Code         |
|-----------|--------------|
| 78" x 27" | BFWFSHAKER27 |
| 78" x 30" | BFWFSHAKER30 |

78" height includes track.  
Supplied with track and hinges.



**SHAKER GLAZED BI-FOLD**

Material Primed White  
Core Solid  
Glazing Clear

| Size      | Code          |
|-----------|---------------|
| 78" x 27" | BFWFSHAKERG27 |
| 78" x 30" | BFWFSHAKERG30 |

78" height includes track.  
Supplied with track and hinges.

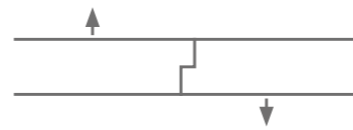


**COVENTRY GLAZED PAIRS**

Material Primed White  
Core Solid  
Glazing Clear  
FSC® Certified

| Size      | Code         |
|-----------|--------------|
| 78" x 42" | WFPRSCOVCG42 |
| 78" x 46" | WFPRSCOVCG46 |
| 78" x 48" | WFPRSCOVCG48 |
| 78" x 54" | WFPRSCOVCG54 |
| 78" x 60" | WFPRSCOVCG60 |

Supplied 40mm Thickness.  
NB - doors supplied rebated.




**UTAH CLEAR GLAZED**

Material Primed White  
Core Solid  
Glazing Clear  
FSC® Certified

| Size      | Code     |
|-----------|----------|
| 78" x 27" | WFUTAH27 |
| 78" x 30" | WFUTAH30 |
| 78" x 33" | WFUTAH33 |





**MEXICANO**

Material Primed White  
Core Semi Solid\*  
Glazing N/A  
FSC® Certified

| Size         | Code     |
|--------------|----------|
| 78" x 18"    | WFMEX18  |
| 78" x 21"    | WFMEX21  |
| 78" x 24"    | WFMEX24  |
| 78" x 27"    | WFMEX27  |
| 78" x 30"    | WFMEX30  |
| 78" x 33"    | WFMEX33  |
| 2040 x 526mm | WFMEX526 |
| 2040 x 626mm | WFMEX626 |
| 2040 x 726mm | WFMEX726 |
| 2040 x 826mm | WFMEX826 |
| 2040 x 926mm | WFMEX926 |

**30 Minute Fire Doors**

|              |            |
|--------------|------------|
| 78" x 27"    | WFMEXFC27  |
| 78" x 30"    | WFMEXFC30  |
| 78" x 33"    | WFMEXFC33  |
| 2040 x 526mm | WFMEXFC526 |
| 2040 x 626mm | WFMEXFC626 |
| 2040 x 726mm | WFMEXFC726 |
| 2040 x 826mm | WFMEXFC826 |
| 2040 x 926mm | WFMEXFC926 |

**60 Minute Fire Doors**

|           |             |
|-----------|-------------|
| 78" x 30" | FD60WFMEX30 |
| 78" x 33" | FD60WFMEX33 |

\*FD30's supplied Solid Core.



**MEXICANO GLAZED**

Material Primed White  
Core Semi Solid  
Raised Moulding Both Sides  
Glazing Clear  
FSC® Certified

| Size         | Code       |
|--------------|------------|
| 78" x 27"    | WFMEXGL27  |
| 78" x 30"    | WFMEXGL30  |
| 78" x 33"    | WFMEXGL33  |
| 2040 x 726mm | WFMEXGL726 |
| 2040 x 826mm | WFMEXGL826 |




**MEXICANO BI-FOLD**

Material Primed White  
Core Solid  
Glazing N/A

| Size      | Code      |
|-----------|-----------|
| 78" x 27" | BFWFMEX27 |
| 78" x 30" | BFWFMEX30 |

78" height includes track.  
Supplied with track and hinges.



**VANCOUVER**

Material Primed White  
Core Semi Solid\*  
Glazing N/A  
FSC® Certified

| Size         | Code    |
|--------------|---------|
| 78" x 24"    | WVAN24  |
| 78" x 27"    | WVAN27  |
| 78" x 30"    | WVAN30  |
| 80" x 32"    | WVAN32  |
| 78" x 33"    | WVAN33  |
| 2040 x 526mm | WVAN526 |
| 2040 x 626mm | WVAN626 |
| 2040 x 726mm | WVAN726 |
| 2040 x 826mm | WVAN826 |
| 2040 x 926mm | WVAN926 |


**30 Minute Fire Doors**

|              |           |
|--------------|-----------|
| 78" x 27"    | WVANFC27  |
| 78" x 30"    | WVANFC30  |
| 78" x 33"    | WVANFC33  |
| 2040 x 526mm | WVANFC526 |
| 2040 x 626mm | WVANFC626 |
| 2040 x 726mm | WVANFC726 |
| 2040 x 826mm | WVANFC826 |
| 2040 x 926mm | WVANFC926 |

**60 Minute Fire Doors**

|           |            |
|-----------|------------|
| 78" x 30" | FD60WVAN30 |
| 78" x 33" | FD60WVAN33 |

\*FD30's supplied Solid Core.



**VANCOUVER GLAZED**


Material Primed White  
Core Semi Solid\*  
Raised Moulding Both Sides  
Glazing Clear  
FSC® Certified

| Size         | Code      |
|--------------|-----------|
| 78" x 24"    | WVAN4L24  |
| 78" x 27"    | WVAN4L27  |
| 78" x 30"    | WVAN4L30  |
| 78" x 33"    | WVAN4L33  |
| 2040 x 726mm | WVAN4L726 |
| 2040 x 826mm | WVAN4L826 |

**30 Minute Fire Doors**

|           |            |
|-----------|------------|
| 78" x 27" | WVAN4LFC27 |
| 78" x 30" | WVAN4LFC30 |
| 78" x 33" | WVAN4LFC33 |

\*FD30's supplied Solid Core.



**VANCOUVER FROSTED GLAZED**


Material Primed White  
Core Semi Solid  
Raised Moulding Both Sides  
Glazing Frosted  
FSC® Certified

| Size      | Code     |
|-----------|----------|
| 78" x 27" | WVANGL27 |
| 78" x 30" | WVANGL30 |
| 78" x 33" | WVANGL33 |



“STILL AS POPULAR AS EVER, THE SIMPLE YET EFFECTIVE MEXICANO FEATURES SQUARE CUT, VERTICAL GROOVES CREATING A MODERN AND ATTRACTIVE DESIGN”

MEXICANO SHOWN WITH HERCULES MATT BLACK HANDLE SEE PAGE 134



**VANCOUVER BI-FOLD**

Material Primed White  
Core Solid  
Glazing N/A

| Size      | Code     |
|-----------|----------|
| 78" x 27" | BFWVAN27 |
| 78" x 30" | BFWVAN30 |

78" height includes track.  
Supplied with track and hinges.




**PATTERN 20 GLAZED PAIRS**

Material Primed White  
Core Solid  
Glazing Clear  
FSC® Certified

| Size      | Code       |
|-----------|------------|
| 78" x 36" | WFPRS20G36 |
| 78" x 42" | WFPRS20G42 |
| 78" x 46" | WFPRS20G46 |
| 78" x 48" | WFPRS20G48 |
| 78" x 54" | WFPRS20G54 |
| 78" x 60" | WFPRS20G60 |

Supplied 40mm Thickness  
NB - doors supplied rebated.



**CONTEMPORARY**

Material Primed White  
Core Solid  
Glazing N/A  
FSC® Certified

| Size      | Code      |
|-----------|-----------|
| 78" x 27" | WFCON4P27 |
| 78" x 30" | WFCON4P30 |
| 78" x 33" | WFCON4P33 |

**30 Minute Fire Doors**

|           |             |
|-----------|-------------|
| 78" x 27" | WFCON4P27FC |
| 78" x 30" | WFCON4P30FC |
| 78" x 33" | WFCON4P33FC |




**CONTEMPORARY GLAZED**

Material Primed White  
Core Solid  
Glazing Frosted with Clear Lines  
FSC® Certified

| Size      | Code     |
|-----------|----------|
| 78" x 21" | WFCONG21 |
| 78" x 24" | WFCONG24 |
| 78" x 27" | WFCONG27 |
| 78" x 30" | WFCONG30 |
| 80" x 32" | WFCONG32 |
| 78" x 33" | WFCONG33 |

**THE PERFECT PAIRING**



Hercules Matt Black Door Pack  
(see page 134 for full details).



# TRADITIONAL WHITE COLLECTION

Featuring timeless elements such as panelling and curved and raised mouldings, this collection really does enhance the elegance and luxuriousness of your home. All of these doors require a final top layer of paint, which once done, can help to embrace the traditional style.



LONDON WHITE GRAIN GLAZED SHOWN WITH ZURICH SATIN GOLD HANDLE SEE PAGE 126



## ARNHEM WHITE GRAIN

Material Primed White Grain  
Core Solid  
Glazing N/A  
FSC® Certified

| Size      | Code    |
|-----------|---------|
| 78" x 27" | WGARN27 |
| 78" x 30" | WGARN30 |
| 78" x 33" | WGARN33 |

**30 Minute Fire Doors**  
78" x 30" WGARNFC30  
78" x 33" WGARNFC33




**NEW** b



## ARNHEM WHITE GRAIN GLAZED

Material Primed White Grain  
Core Solid  
Glazing Clear  
FSC® Certified

| Size      | Code      |
|-----------|-----------|
| 78" x 27" | WGARNGL27 |
| 78" x 30" | WGARNGL30 |
| 78" x 33" | WGARNGL33 |



**NEW** b



## LONDON WHITE GRAIN

Material Primed White Grain  
Core Solid  
Glazing N/A  
FSC® Certified

| Size      | Code    |
|-----------|---------|
| 78" x 27" | WGLON27 |
| 78" x 30" | WGLON30 |
| 78" x 33" | WGLON33 |

**30 Minute Fire Doors**  
78" x 30" WGLONFC30  
78" x 33" WGLONFC33




**NEW** b



## LONDON WHITE GRAIN GLAZED

Material Primed White Grain  
Core Solid  
Glazing Clear  
FSC® Certified

| Size      | Code     |
|-----------|----------|
| 78" x 27" | WGLONG27 |
| 78" x 30" | WGLONG30 |
| 78" x 33" | WGLONG33 |



**NEW** b



**LONDON**

Material Primed White  
Core Solid  
Glazing N/A  
FSC® Certified

| Size         | Code     |
|--------------|----------|
| 78" x 24"    | WFLON24  |
| 78" x 27"    | WFLON27  |
| 78" x 30"    | WFLON30  |
| 78" x 33"    | WFLON33  |
| 2040 x 626mm | WFLON626 |
| 2040 x 726mm | WFLON726 |
| 2040 x 826mm | WFLON826 |

**30 Minute Fire Doors**

|              |            |
|--------------|------------|
| 78" x 27"    | WFLONFC27  |
| 78" x 30"    | WFLONFC30  |
| 78" x 33"    | WFLONFC33  |
| 2040 x 726mm | WFLONFC726 |
| 2040 x 826mm | WFLONFC826 |



**LONDON GLAZED**

Material Primed White  
Core Solid  
Glazing Clear  
FSC® Certified

| Size         | Code      |
|--------------|-----------|
| 78" x 27"    | WFLONG27  |
| 78" x 30"    | WFLONG30  |
| 78" x 33"    | WFLONG33  |
| 2040 x 726mm | WFLONG726 |
| 2040 x 826mm | WFLONG826 |



**BROOKLYN**

Material Primed White  
Core Solid  
Glazing N/A  
FSC® Certified

| Size         | Code        |
|--------------|-------------|
| 78" x 24"    | WFBROSOL24  |
| 78" x 27"    | WFBROSOL27  |
| 78" x 30"    | WFBROSOL30  |
| 78" x 33"    | WFBROSOL33  |
| 2040 x 626mm | WFBROSOL626 |
| 2040 x 726mm | WFBROSOL726 |
| 2040 x 826mm | WFBROSOL826 |



**DOWNHAM GLAZED**

Material Primed White  
Core Solid  
Glazing Clear Bevelled  
FSC® Certified

| Size         | Code       |
|--------------|------------|
| 78" x 24"    | WFDOWCG24  |
| 78" x 27"    | WFDOWCG27  |
| 78" x 30"    | WFDOWCG30  |
| 80" x 32"    | WFDOWCG32  |
| 78" x 33"    | WFDOWCG33  |
| 2040 x 726mm | WFDOWCG726 |
| 2040 x 826mm | WFDOWCG826 |



**MANHATTAN**

Material Primed White  
Core Solid  
Glazing N/A  
FSC® Certified

| Size      | Code      |
|-----------|-----------|
| 78" x 27" | WFMAN9P27 |
| 78" x 30" | WFMAN9P30 |
| 78" x 33" | WFMAN9P33 |

**30 Minute Fire Doors**

|           |             |
|-----------|-------------|
| 78" x 30" | WFMAN9P30FC |
| 78" x 33" | WFMAN9P33FC |



**MANHATTAN GLAZED**

Material Primed White  
Core Solid  
Glazing Clear Bevelled  
FSC® Certified

| Size      | Code      |
|-----------|-----------|
| 78" x 27" | WFMANCG27 |
| 78" x 30" | WFMANCG30 |
| 78" x 33" | WFMANCG33 |

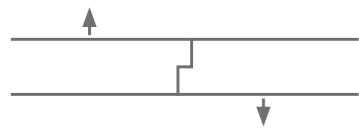


**DOWNHAM GLAZED PAIRS**

Material Primed White  
Core Solid  
Glazing Clear Bevelled  
FSC® Certified

| Size      | Code         |
|-----------|--------------|
| 78" x 36" | WFPRSDOWCG36 |
| 78" x 42" | WFPRSDOWCG42 |
| 78" x 46" | WFPRSDOWCG46 |
| 78" x 48" | WFPRSDOWCG48 |
| 78" x 54" | WFPRSDOWCG54 |
| 78" x 60" | WFPRSDOWCG60 |

Supplied 40mm Thickness  
NB - doors supplied rebated.

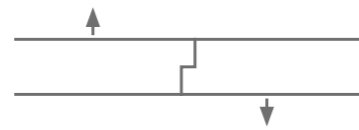


**MANHATTAN GLAZED PAIRS**

Material Primed White  
Core Solid  
Glazing Clear Bevelled  
FSC® Certified

| Size      | Code         |
|-----------|--------------|
| 78" x 36" | WFPRSMANCG36 |
| 78" x 42" | WFPRSMANCG42 |
| 78" x 46" | WFPRSMANCG46 |
| 78" x 48" | WFPRSMANCG48 |
| 78" x 54" | WFPRSMANCG54 |
| 78" x 60" | WFPRSMANCG60 |

Supplied 40mm Thickness  
NB - doors supplied rebated.



**BARN**

Material Primed White  
Core Solid  
Glazing N/A  
FSC® Certified

| Size      | Code     |
|-----------|----------|
| 78" x 27" | WFBARN27 |
| 78" x 30" | WFBARN30 |
| 78" x 33" | WFBARN33 |

**NEW**



**BARN GLAZED**

Material Primed White  
Core Solid  
Glazing Clear  
FSC® Certified

| Size      | Code       |
|-----------|------------|
| 78" x 27" | WFBARNGL27 |
| 78" x 30" | WFBARNGL30 |
| 78" x 33" | WFBARNGL33 |

**NEW**

“THE DIAGONAL BAR GIVES THIS DOOR AN AUTHENTIC LOOK AND FEEL”





**LINCOLN**

Material Primed White  
Core Solid  
Glazing N/A  
FSC® Certified

| Size         | Code         |
|--------------|--------------|
| 78" x 24"    | WFLINCOLN24  |
| 78" x 27"    | WFLINCOLN27  |
| 78" x 30"    | WFLINCOLN30  |
| 80" x 32"    | WFLINCOLN32  |
| 78" x 33"    | WFLINCOLN33  |
| 2040 x 626mm | WFLINCOLN626 |
| 2040 x 726mm | WFLINCOLN726 |
| 2040 x 826mm | WFLINCOLN826 |

**30 Minute Fire Doors**

|              |                |
|--------------|----------------|
| 78" x 27"    | WFLINCOLNFC27  |
| 78" x 30"    | WFLINCOLNFC30  |
| 78" x 33"    | WFLINCOLNFC33  |
| 2040 x 726mm | WFLINCOLNFC726 |
| 2040 x 826mm | WFLINCOLNFC826 |

**b**



**LINCOLN GLAZED**

Material Primed White  
Core Solid  
Glazing Clear  
FSC® Certified

| Size         | Code          |
|--------------|---------------|
| 78" x 24"    | WFLINCOLNG24  |
| 78" x 27"    | WFLINCOLNG27  |
| 78" x 30"    | WFLINCOLNG30  |
| 80" x 32"    | WFLINCOLNG32  |
| 78" x 33"    | WFLINCOLNG33  |
| 2040 x 626mm | WFLINCOLNG626 |
| 2040 x 726mm | WFLINCOLNG726 |
| 2040 x 826mm | WFLINCOLNG826 |

**b**



**LINCOLN GLAZED PAIRS**

Material Primed White  
Core Solid  
Glazing Clear  
FSC® Certified

| Size      | Code        |
|-----------|-------------|
| 78" x 36" | WFPRSLING36 |
| 78" x 42" | WFPRSLING42 |
| 78" x 46" | WFPRSLING46 |
| 78" x 48" | WFPRSLING48 |
| 78" x 54" | WFPRSLING54 |
| 78" x 60" | WFPRSLING60 |


Supplied 40mm Thickness.  
NB - doors supplied rebated.




**MALTON UNGLAZED**

Material Primed White  
Core Solid  
Glazing Unglazed  
FSC® Certified

| Size      | Code       |
|-----------|------------|
| 78" x 27" | WFNOSMAL27 |
| 78" x 30" | WFNOSMAL30 |
| 78" x 33" | WFNOSMAL33 |



**MALTON GLAZED SCREENPRINT**

Material Primed White  
Core Solid  
Glazing Screenprint\*  
FSC® Certified

| Size      | Code                    |
|-----------|-------------------------|
| 78" x 27" | WFNOSMAL27 + PPGPMAL27* |
| 78" x 30" | WFNOSMAL30 + PPGPMAL30* |
| 78" x 33" | WFNOSMAL33 + PPGPMAL33* |

\*Glass packs supplied separately at extra cost.




**MALTON GLAZED SMOKED ABE-LEAD**

Material Primed White  
Core Solid  
Glazing Smoked ABE-Lead\*  
FSC® Certified

| Size      | Code                       |
|-----------|----------------------------|
| 78" x 27" | WFNOSMAL27 + PPGPMALBRO27* |
| 78" x 30" | WFNOSMAL30 + PPGPMALBRO30* |
| 78" x 33" | WFNOSMAL33 + PPGPMALBRO33* |

\*Glass packs supplied separately at extra cost.



**SA GLAZED**

Material Primed White  
Core Solid  
Glazing Clear  
FSC® Certified

| Size      | Code   |
|-----------|--------|
| 78" x 27" | WFSA27 |
| 78" x 30" | WFSA30 |
| 78" x 33" | WFSA33 |



**DX 30'S STYLE**


Material Primed White  
Core Solid  
Glazing N/A  
FSC® Certified

| Size         | Code    |
|--------------|---------|
| 78" x 24"    | WFDX24  |
| 78" x 27"    | WFDX27  |
| 78" x 30"    | WFDX30  |
| 78" x 33"    | WFDX33  |
| 2040 x 626mm | WFDX626 |
| 2040 x 726mm | WFDX726 |
| 2040 x 826mm | WFDX826 |

**30 Minute Fire Doors**

|              |           |
|--------------|-----------|
| 78" x 27"    | WFDX27FC  |
| 78" x 30"    | WFDX30FC  |
| 78" x 33"    | WFDX33FC  |
| 2040 x 726mm | WFDX726FC |
| 2040 x 826mm | WFDX826FC |

**b**



**DX 60'S STYLE**


Material Primed White  
Core Solid  
Glazing N/A  
FSC® Certified

| Size      | Code     |
|-----------|----------|
| 78" x 27" | WFDX6027 |
| 78" x 30" | WFDX6030 |
| 80" x 32" | WFDX6032 |
| 78" x 33" | WFDX6033 |

**30 Minute Fire Doors**

|           |            |
|-----------|------------|
| 78" x 27" | WFDX6027FC |
| 78" x 30" | WFDX6030FC |
| 80" x 32" | WFDX6032FC |
| 78" x 33" | WFDX6033FC |


**b**



**DOWNHAM UNGLAZED**

Material Primed White  
Core Solid  
Glazing Unglazed  
FSC® Certified

| Size      | Code       |
|-----------|------------|
| 78" x 27" | WFNOSDOW27 |
| 78" x 30" | WFNOSDOW30 |
| 80" x 32" | WFNOSDOW32 |
| 78" x 33" | WFNOSDOW33 |



**DOWNHAM GLAZED**

Material Primed White  
Core Solid  
Glazing 9-Piece Blue Corners  
FSC® Certified

| Size      | Code                    |
|-----------|-------------------------|
| 78" x 27" | WFNOSDOW27 + PPGPDOW27* |
| 78" x 30" | WFNOSDOW30 + PPGPDOW30* |
| 80" x 32" | WFNOSDOW32 + PPGPDOW32* |
| 78" x 33" | WFNOSDOW33 + PPGPDOW33* |

\*Glass packs supplied separately at extra cost.



**NOSTALGIA 4 PANEL**

Material Primed White  
Core Solid  
Glazing N/A  
FSC® Certified

| Size      | Code      |
|-----------|-----------|
| 78" x 24" | WFNOS4P24 |
| 78" x 27" | WFNOS4P27 |
| 78" x 30" | WFNOS4P30 |
| 78" x 33" | WFNOS4P33 |

**b**




**REGENCY 6 PANEL**

Material Primed White  
Core Solid  
Glazing N/A  
FSC® Certified

| Size      | Code      |
|-----------|-----------|
| 78" x 24" | WFREG6P24 |
| 78" x 27" | WFREG6P27 |
| 78" x 30" | WFREG6P30 |
| 78" x 33" | WFREG6P33 |

**b**



**KENT**

Material Primed White  
Core Solid  
Glazing N/A  
FSC® Certified


| Size      | Code       |
|-----------|------------|
| 78" x 27" | WFKENSOL27 |
| 78" x 30" | WFKENSOL30 |
| 78" x 33" | WFKENSOL33 |



**KENT GLAZED**

Material Primed White  
Core Solid  
Glazing Clear Bevelled  
FSC® Certified

| Size      | Code      |
|-----------|-----------|
| 78" x 27" | WFKENCG27 |
| 78" x 30" | WFKENCG30 |
| 80" x 32" | WFKENCG32 |
| 78" x 33" | WFKENCG33 |

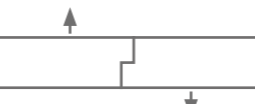



**GTP SA GLAZED PAIRS**

Material Primed White  
Core Solid  
Glazing Clear Bevelled  
FSC® Certified

| Size      | Code      |
|-----------|-----------|
| 78" x 36" | WFGTPSA36 |
| 78" x 42" | WFGTPSA42 |
| 78" x 46" | WFGTPSA46 |
| 78" x 48" | WFGTPSA48 |
| 78" x 54" | WFGTPSA54 |
| 78" x 60" | WFGTPSA60 |

Supplied 40mm Thickness  
NB - doors supplied rebated.

**CANTERBURY**

Material Primed White  
Core Solid  
Glazing N/A  
FSC® Certified

| Size      | Code      |
|-----------|-----------|
| 78" x 24" | WFCAN4P24 |
| 78" x 27" | WFCAN4P27 |
| 78" x 30" | WFCAN4P30 |
| 78" x 33" | WFCAN4P33 |

**30 Minute Fire Doors**

|           |             |
|-----------|-------------|
| 78" x 27" | WFCAN4P27FC |
| 78" x 30" | WFCAN4P30FC |
| 78" x 33" | WFCAN4P33FC |

**b**



**CANTERBURY GLAZED**

Material Primed White  
Core Solid  
Glazing Clear  
FSC® Certified

| Size      | Code        |
|-----------|-------------|
| 78" x 27" | WFCAN2P6L27 |
| 78" x 30" | WFCAN2P6L30 |
| 78" x 33" | WFCAN2P6L33 |



# INTERNAL WALNUT COLLECTION

A distinctive, attractive and versatile finish. This collection will create a beautiful, modern vision in your home.

VANCOUVER WALNUT SEE PAGE 100



**Bespoke  
Service  
Available**  
on selected ranges

We are delighted to be able to offer special sized doors in most models from this range of doors. Availability is subject to confirmation at the time of enquiry.





**VANCOUVER**

Material Pre-finished Walnut  
Core Solid  
Glazing N/A

| Size         | Code      |
|--------------|-----------|
| 78" x 24"    | WALVAN24  |
| 78" x 27"    | WALVAN27  |
| 78" x 30"    | WALVAN30  |
| 78" x 33"    | WALVAN33  |
| 2040 x 626mm | WALVAN626 |
| 2040 x 726mm | WALVAN726 |
| 2040 x 826mm | WALVAN826 |

**30 Minute Fire Doors**

|              |             |
|--------------|-------------|
| 78" x 27"    | WALVANFC27  |
| 78" x 30"    | WALVANFC30  |
| 78" x 33"    | WALVANFC33  |
| 2040 x 726mm | WALVANFC726 |
| 2040 x 826mm | WALVANFC826 |

b



**VANCOUVER GLAZED**


Material Pre-finished Walnut  
Core Solid  
Raised Moulding Both Sides  
Glazing Clear

| Size         | Code        |
|--------------|-------------|
| 78" x 24"    | WALVAN4L24  |
| 78" x 27"    | WALVAN4L27  |
| 78" x 30"    | WALVAN4L30  |
| 78" x 33"    | WALVAN4L33  |
| 2040 x 726mm | WALVAN4L726 |
| 2040 x 826mm | WALVAN4L826 |

**30 Minute Fire Doors**

|              |               |
|--------------|---------------|
| 78" x 27"    | WALVAN4LFC27  |
| 78" x 30"    | WALVAN4LFC30  |
| 78" x 33"    | WALVAN4LFC33  |
| 2040 x 726mm | WALVAN4LFC726 |
| 2040 x 826mm | WALVAN4LFC826 |

b



**ZEUS**


Material Pre-finished Walnut  
Core Solid  
Glazing N/A

| Size      | Code    |
|-----------|---------|
| 78" x 24" | WZEUS24 |
| 78" x 27" | WZEUS27 |
| 78" x 30" | WZEUS30 |
| 78" x 33" | WZEUS33 |

**30 Minute Fire Doors**

|           |           |
|-----------|-----------|
| 78" x 27" | WZEUSFC27 |
| 78" x 30" | WZEUSFC30 |
| 78" x 33" | WZEUSFC33 |

b



**SOFIA**

Material Pre-finished Walnut  
Core Solid  
Glazing N/A

| Size         | Code      |
|--------------|-----------|
| 78" x 24"    | WSOFIA24  |
| 78" x 27"    | WSOFIA27  |
| 78" x 30"    | WSOFIA30  |
| 78" x 33"    | WSOFIA33  |
| 2040 x 626mm | WSOFIA626 |
| 2040 x 726mm | WSOFIA726 |
| 2040 x 826mm | WSOFIA826 |

**30 Minute Fire Doors**

|              |             |
|--------------|-------------|
| 78" x 27"    | WSOFIAFC27  |
| 78" x 30"    | WSOFIAFC30  |
| 78" x 33"    | WSOFIAFC33  |
| 2040 x 726mm | WSOFIAFC726 |
| 2040 x 826mm | WSOFIAFC826 |

b



**SOFIA GLAZED**

Material Pre-finished Walnut  
Core Solid  
Raised Moulding Both Sides  
Glazing Clear

| Size         | Code        |
|--------------|-------------|
| 78" x 24"    | WSOFIAGL24  |
| 78" x 27"    | WSOFIAGL27  |
| 78" x 30"    | WSOFIAGL30  |
| 78" x 33"    | WSOFIAGL33  |
| 2040 x 726mm | WSOFIAGL726 |
| 2040 x 826mm | WSOFIAGL826 |

b




**ZEUS GLAZED**

Material Pre-finished Walnut  
Core Solid  
Raised Moulding Both Sides  
Glazing Clear

| Size      | Code      |
|-----------|-----------|
| 78" x 27" | WZEUS3L27 |
| 78" x 30" | WZEUS3L30 |
| 78" x 33" | WZEUS3L33 |

b

“HAVING A WALNUT INTERNAL DOOR WILL MAKE YOUR HOME FEEL WARM AND MODERN”



**TRES**

Material Pre-finished Walnut  
Core Solid  
Glazing N/A

| Size      | Code     |
|-----------|----------|
| 78" x 27" | TREWAL27 |
| 78" x 30" | TREWAL30 |
| 78" x 33" | TREWAL33 |

**30 Minute Fire Doors**

|           |            |
|-----------|------------|
| 78" x 27" | TREWALFC27 |
| 78" x 30" | TREWALFC30 |
| 78" x 33" | TREWALFC33 |

b

**THE PERFECT PAIRING**



Crux Satin Chrome Door Pack  
(see page 130 for full details).

“WITH CONTRASTING GRAIN PATTERNS, THE TRES WILL EASILY BECOME THE CENTRE OF ATTENTION AMONGST YOUR INTERIOR”



TRES WALNUT SHOWN WITH CRUX SATIN CHROME HANDLE SEE PAGE 130



# INTERNAL LAMINATES COLLECTION

Laminate is modern and versatile. A low maintenance option, it will provide the look of beautiful, natural grains without any variation in colour.

VANCOUVER BLACK LAMINATE SEE PAGE 106



**Bespoke Service Available**  
on selected ranges

We are delighted to be able to offer special sized doors in most models from this range of doors. Availability is subject to confirmation at the time of enquiry.



“THE FASHIONABLE, LAMINATE MONTREAL WILL PERFECT YOUR HOME”



**MONTREAL BLACK**

Material Pre-finished Black Laminate  
Core Semi Solid\*  
Glazing N/A

| Size      | Code        |
|-----------|-------------|
| 78" x 27" | LAMBLAMON27 |
| 78" x 30" | LAMBLAMON30 |
| 78" x 33" | LAMBLAMON33 |

**30 Minute Fire Doors**  
78" x 27" LAMBLAMONFC27  
78" x 30" LAMBLAMONFC30  
78" x 33" LAMBLAMONFC33

\*FD30's supplied Solid Core.

**NEW** **NEW**

**MONTREAL LIGHT GREY**

Material Pre-finished Light Grey Laminate  
Core Semi Solid\*  
Glazing N/A

| Size      | Code        |
|-----------|-------------|
| 78" x 27" | LAMLGRMON27 |
| 78" x 30" | LAMLGRMON30 |
| 78" x 33" | LAMLGRMON33 |


**30 Minute Fire Doors**  
78" x 27" LAMLGRMONFC27  
78" x 30" LAMLGRMONFC30  
78" x 33" LAMLGRMONFC33

\*FD30's supplied Solid Core.



“A TIMELESS FAVOURITE WITH AN ON-TREND TWIST”

MEXICANO LIGHT GREY SHOWN WITH LUPUS ROSE GOLD HANDLE SEE PAGE 135



**SANTANDOR LIGHT GREY**

Material Pre-finished Light Grey Laminate  
Core Semi Solid\*  
Glazing N/A

| Size      | Code        |
|-----------|-------------|
| 78" x 24" | LAMLGRSAN24 |
| 78" x 27" | LAMLGRSAN27 |
| 78" x 30" | LAMLGRSAN30 |
| 78" x 33" | LAMLGRSAN33 |

**30 Minute Fire Doors**  
78" x 27" LAMLGRSANFC27  
78" x 30" LAMLGRSANFC30  
78" x 33" LAMLGRSANFC33

\*FD30's supplied Solid Core.

b



**SANTANDOR LIGHT GREY GLAZED**


Material Pre-finished Light Grey Laminate  
Core Semi Solid  
Raised Moulding Both Sides  
Glazing Clear

| Size      | Code          |
|-----------|---------------|
| 78" x 27" | LAMLGRSANGL27 |
| 78" x 30" | LAMLGRSANGL30 |
| 78" x 33" | LAMLGRSANGL33 |

**30 Minute Fire Doors**  
78" x 27" LAMLGRSANGLFC27  
78" x 30" LAMLGRSANGLFC30  
78" x 33" LAMLGRSANGLFC33

\*FD30's supplied Solid Core.

b



**MEXICANO LIGHT GREY**

Material Pre-finished Light Grey Laminate  
Core Semi Solid\*  
Glazing N/A

| Size      | Code        |
|-----------|-------------|
| 78" x 24" | LAMLGRMEX24 |
| 78" x 27" | LAMLGRMEX27 |
| 78" x 30" | LAMLGRMEX30 |
| 78" x 33" | LAMLGRMEX33 |

**30 Minute Fire Doors**  
78" x 27" LAMLGRMEXFC27  
78" x 30" LAMLGRMEXFC30  
78" x 33" LAMLGRMEXFC33

\*FD30's supplied Solid Core.

b



**SANTANDOR IVORY**

Material Pre-finished Ivory Laminate  
Core Semi Solid\*  
Glazing N/A

| Size      | Code        |
|-----------|-------------|
| 78" x 24" | LAMIVOSAN24 |
| 78" x 27" | LAMIVOSAN27 |
| 78" x 30" | LAMIVOSAN30 |
| 78" x 33" | LAMIVOSAN33 |

**30 Minute Fire Doors**  
78" x 27" LAMIVOSANFC27  
78" x 30" LAMIVOSANFC30  
78" x 33" LAMIVOSANFC33

\*FD30's supplied Solid Core.

b



**SANTANDOR IVORY GLAZED**


Material Pre-finished Ivory Laminate  
Core Semi Solid  
Raised Mouldings Both Sides  
Glazing Clear

| Size      | Code          |
|-----------|---------------|
| 78" x 27" | LAMIVOSANGL27 |
| 78" x 30" | LAMIVOSANGL30 |
| 78" x 33" | LAMIVOSANGL33 |

**30 Minute Fire Doors**  
78" x 27" LAMIVOSANGLFC27  
78" x 30" LAMIVOSANGLFC30  
78" x 33" LAMIVOSANGLFC33

\*FD30's supplied Solid Core.

b



**MEXICANO LIGHT GREY GLAZED**

Material Pre-finished Light Grey Laminate  
Core Semi Solid  
Raised Moulding Both Sides  
Glazing Clear with Frosted Lines

| Size      | Code          |
|-----------|---------------|
| 78" x 27" | LAMLGRMEXGL27 |
| 78" x 30" | LAMLGRMEXGL30 |
| 78" x 33" | LAMLGRMEXGL33 |

**30 Minute Fire Doors**  
78" x 27" LAMLGRMEXGLFC27  
78" x 30" LAMLGRMEXGLFC30  
78" x 33" LAMLGRMEXGLFC33

\*FD30's supplied Solid Core.

b



**VANCOUVER OAK**

Material Pre-finished Oak Laminate  
Core Semi Solid\*  
Glazing N/A

| Size      | Code        |
|-----------|-------------|
| 78" x 24" | LAMOAKVAN24 |
| 78" x 27" | LAMOAKVAN27 |
| 78" x 30" | LAMOAKVAN30 |
| 78" x 33" | LAMOAKVAN33 |

**30 Minute Fire Doors**

|           |               |
|-----------|---------------|
| 78" x 27" | LAMOAKVANFC27 |
| 78" x 30" | LAMOAKVANFC30 |
| 78" x 33" | LAMOAKVANFC33 |

\*FD30's supplied Solid Core.

**NEW** b



**VANCOUVER OAK GLAZED**

Material Pre-finished Oak Laminate  
Core Semi Solid  
Raised Moulding Both Sides  
Glazing Clear

| Size      | Code          |
|-----------|---------------|
| 78" x 27" | LAMOAKVANGL27 |
| 78" x 30" | LAMOAKVANGL30 |
| 78" x 33" | LAMOAKVANGL33 |

**NEW** b



**VANCOUVER BLACK**

Material Pre-finished Black Laminate  
Core Semi Solid\*  
Glazing N/A

| Size      | Code        |
|-----------|-------------|
| 78" x 24" | LAMBLAVAN24 |
| 78" x 27" | LAMBLAVAN27 |
| 78" x 30" | LAMBLAVAN30 |
| 78" x 33" | LAMBLAVAN33 |

**30 Minute Fire Doors**

|           |               |
|-----------|---------------|
| 78" x 27" | LAMBLAVANFC27 |
| 78" x 30" | LAMBLAVANFC30 |
| 78" x 33" | LAMBLAVANFC33 |

\*FD30's supplied Solid Core.

**NEW** b



**VANCOUVER BLACK GLAZED**

Material Pre-finished Black Laminate  
Core Semi Solid  
Raised Moulding Both Sides  
Glazing Clear

| Size      | Code          |
|-----------|---------------|
| 78" x 27" | LAMBLAVANGL27 |
| 78" x 30" | LAMBLAVANGL30 |
| 78" x 33" | LAMBLAVANGL33 |

**NEW** b



**VANCOUVER WALNUT**

Material Pre-finished Walnut Laminate  
Core Semi Solid\*  
Glazing N/A

| Size      | Code        |
|-----------|-------------|
| 78" x 24" | LAMWALVAN24 |
| 78" x 27" | LAMWALVAN27 |
| 78" x 30" | LAMWALVAN30 |
| 78" x 33" | LAMWALVAN33 |

**30 Minute Fire Doors**

|           |               |
|-----------|---------------|
| 78" x 27" | LAMWALVANFC27 |
| 78" x 30" | LAMWALVANFC30 |
| 78" x 33" | LAMWALVANFC33 |

\*FD30's supplied Solid Core.

b




**VANCOUVER WALNUT GLAZED**

Material Pre-finished Walnut Laminate  
Core Semi Solid  
Raised Moulding Both Sides  
Glazing Clear

| Size      | Code          |
|-----------|---------------|
| 78" x 27" | LAMWALVANGL27 |
| 78" x 30" | LAMWALVANGL30 |
| 78" x 33" | LAMWALVANGL33 |

b



**VANCOUVER DARK GREY**

Material Pre-finished Dark Grey Laminate  
Core Semi Solid\*  
Glazing N/A

| Size      | Code        |
|-----------|-------------|
| 78" x 24" | LAMDGRVAN24 |
| 78" x 27" | LAMDGRVAN27 |
| 78" x 30" | LAMDGRVAN30 |
| 78" x 33" | LAMDGRVAN33 |

**30 Minute Fire Doors**

|           |               |
|-----------|---------------|
| 78" x 27" | LAMDGRVANFC27 |
| 78" x 30" | LAMDGRVANFC30 |
| 78" x 33" | LAMDGRVANFC33 |

\*FD30's supplied Solid Core.

b



**VANCOUVER MEDIUM GREY**

Material Pre-finished Medium Grey Laminate  
Core Semi Solid\*  
Glazing N/A

| Size      | Code        |
|-----------|-------------|
| 78" x 24" | LAMMGRVAN24 |
| 78" x 27" | LAMMGRVAN27 |
| 78" x 30" | LAMMGRVAN30 |
| 78" x 33" | LAMMGRVAN33 |

**30 Minute Fire Doors**

|           |               |
|-----------|---------------|
| 78" x 27" | LAMMGRVANFC27 |
| 78" x 30" | LAMMGRVANFC30 |
| 78" x 33" | LAMMGRVANFC33 |

\*FD30's supplied Solid Core.

b



**VANCOUVER MEDIUM GREY GLAZED**

Material Pre-finished Medium Grey Laminate  
Core Semi Solid  
Raised Moulding Both Sides  
Glazing Clear

| Size      | Code          |
|-----------|---------------|
| 78" x 27" | LAMMGRVANGL27 |
| 78" x 30" | LAMMGRVANGL30 |
| 78" x 33" | LAMMGRVANGL33 |

b



**VANCOUVER DARK GREY GLAZED**

Material Pre-finished Dark Grey Laminate  
Core Semi Solid  
Raised Moulding Both Sides  
Glazing Clear

| Size      | Code          |
|-----------|---------------|
| 78" x 27" | LAMDGRVANGL27 |
| 78" x 30" | LAMDGRVANGL30 |
| 78" x 33" | LAMDGRVANGL33 |

b



**VANCOUVER LIGHT GREY**

Material Pre-finished Light Grey Laminate  
Core Semi Solid\*  
Glazing N/A

| Size      | Code        |
|-----------|-------------|
| 78" x 24" | LAMLGRVAN24 |
| 78" x 27" | LAMLGRVAN27 |
| 78" x 30" | LAMLGRVAN30 |
| 78" x 33" | LAMLGRVAN33 |

**30 Minute Fire Doors**

|           |               |
|-----------|---------------|
| 78" x 27" | LAMLGRVANFC27 |
| 78" x 30" | LAMLGRVANFC30 |
| 78" x 33" | LAMLGRVANFC33 |

\*FD30's supplied Solid Core.

b



**VANCOUVER LIGHT GREY GLAZED**

Material Pre-finished Light Grey Laminate  
Core Semi Solid  
Raised Moulding Both Sides  
Glazing Clear

| Size      | Code          |
|-----------|---------------|
| 78" x 27" | LAMLGRVANGL27 |
| 78" x 30" | LAMLGRVANGL30 |
| 78" x 33" | LAMLGRVANGL33 |

b

“MODERN & VERSATILE, GREY, WORKS WITH SO MANY COLOUR SCHEMES”



A white door with four horizontal lines is the central focus, set in a bedroom with dark blue walls. To the left is a wooden chair with a blue cushion and a floral pillow. To the right is a bed with white and brown bedding, a wooden side table with a vase of flowers, and a blue rug. A semi-transparent orange box contains the text.

# INTERNAL ESSENTIALS COLLECTION

Amazing quality and style  
at a cost-effective price!


HORIZONTAL FOUR LINE SEE PAGE 112

EXPECT MORE THAN JUST THE DOOR

VIEW THE COMPLETE ESSENTIALS RANGE AT [LPDOORS.CO.UK](https://www.lpdoors.co.uk)

109


“**READY TO BE INSTALLED, THESE DOORS ARE A MUST FOR FRESH, PRESENT DAY HOMES**”



**TEXTURED VERTICAL 1 LIGHT GREY**

Material Pre-finished Grey Composite  
Core Hollow  
Glazing Clear with Frosted Lines  
FSC® Certified

| Size      | Code         |
|-----------|--------------|
| 78" x 27" | TEXV1L27GREY |
| 78" x 30" | TEXV1L30GREY |
| 78" x 33" | TEXV1L33GREY |



**TEXTURED VERTICAL 5 PANEL GREY**

Material Pre-finished Grey Composite  
Core Hollow  
Glazing N/A  
FSC® Certified

| Size      | Code         |
|-----------|--------------|
| 78" x 27" | TEXV5P27GREY |
| 78" x 30" | TEXV5P30GREY |
| 78" x 33" | TEXV5P33GREY |

**30 Minute Fire Doors**  
78" x 27" FCTEXV5P27GREY  
78" x 30" FCTEXV5P30GREY  
78" x 33" FCTEXV5P33GREY

\*FD30's supplied solid core.



**TEXTURED VERTICAL 5 PANEL**

Material Composite  
Core Hollow\*  
Glazing N/A  
FSC® Certified

| Size      | Code     |
|-----------|----------|
| 78" x 24" | TEXV5P24 |
| 78" x 27" | TEXV5P27 |
| 78" x 30" | TEXV5P30 |
| 80" x 32" | TEXV5P32 |
| 78" x 33" | TEXV5P33 |

**30 Minute Fire Doors**  
78" x 27" FCTEXV5P27  
78" x 30" FCTEXV5P30  
78" x 33" FCTEXV5P33

\*FD30's supplied solid core.



**TEXTURED VERTICAL 1 LIGHT**

Material Composite  
Core Hollow  
Glazing Clear with Frosted Lines  
FSC® Certified

| Size      | Code     |
|-----------|----------|
| 78" x 27" | TEXV1L27 |
| 78" x 30" | TEXV1L30 |
| 78" x 33" | TEXV1L33 |



**TEXTURED 4 PANEL CONTEMPORARY**

Material White Composite  
Core Hollow\*  
Glazing N/A  
FSC® Certified

| Size      | Code       |
|-----------|------------|
| 78" x 27" | TEXCON4P27 |
| 78" x 30" | TEXCON4P30 |
| 78" x 33" | TEXCON4P33 |

**30 Minute Fire Doors**  
78" x 27" FCTEXCON4P27  
78" x 30" FCTEXCON4P30  
78" x 33" FCTEXCON4P33

\*FD30's supplied solid core.



**LADDER SMOOTH**

Material White Composite  
Core Hollow\*  
Glazing N/A  
FSC® Certified

| Size      | Code     |
|-----------|----------|
| 78" x 24" | SMOLAD24 |
| 78" x 27" | SMOLAD27 |
| 78" x 30" | SMOLAD30 |
| 78" x 33" | SMOLAD33 |

**30 Minute Fire Doors**  
78" x 27" FCSMOLAD27  
78" x 30" FCSMOLAD30  
78" x 33" FCSMOLAD33

\*FD30's supplied solid core.





**HORIZONTAL FOUR LINE**

Material Composite  
Core Hollow\*  
Glazing N/A  
FSC® Certified

| Size      | Code     |
|-----------|----------|
| 78" x 24" | SMOHOR24 |
| 78" x 27" | SMOHOR27 |
| 78" x 30" | SMOHOR30 |
| 78" x 33" | SMOHOR33 |

**30 Minute Fire Doors**

|           |            |
|-----------|------------|
| 78" x 27" | FCSMOHOR27 |
| 78" x 30" | FCSMOHOR30 |
| 78" x 33" | FCSMOHOR33 |


\*FD30's supplied solid core.



**TEXTURED MAYFAIR**

Material Composite  
Core Hollow  
Glazing N/A  
FSC® Certified

| Size         | Code     |
|--------------|----------|
| 78" x 24"    | MAY4P24  |
| 78" x 27"    | MAY4P27  |
| 78" x 28"    | MAY4P28  |
| 78" x 30"    | MAY4P30  |
| 80" x 32"    | MAY4P32  |
| 78" x 33"    | MAY4P33  |
| 2040 x 626mm | MAY4P626 |
| 2040 x 726mm | MAY4P726 |
| 2040 x 826mm | MAY4P826 |



**TEXTURED MAYFAIR GLAZED**

Material Composite  
Raised Moulding Both Sides  
Glazing Frosted with Clear Lines  
FSC® Certified

| Size      | Code      |
|-----------|-----------|
| 78" x 27" | MAY2P2L27 |
| 78" x 30" | MAY2P2L30 |
| 78" x 33" | MAY2P2L33 |



**TEXTURED 4 PANEL**

Material Composite  
Core Hollow\*  
Glazing N/A  
FSC® Certified

| Size         | Code     |
|--------------|----------|
| 78" x 24"    | TEX4P24  |
| 78" x 27"    | TEX4P27  |
| 78" x 28"    | TEX4P28  |
| 78" x 30"    | TEX4P30  |
| 80" x 32"    | TEX4P32  |
| 78" x 33"    | TEX4P33  |
| 2040 x 626mm | TEX4P626 |
| 2040 x 726mm | TEX4P726 |
| 2040 x 826mm | TEX4P826 |

**30 Minute Fire Doors**

|           |           |
|-----------|-----------|
| 78" x 27" | FCTEX4P27 |
| 78" x 30" | FCTEX4P30 |
| 78" x 33" | FCTEX4P33 |

\*FD30's supplied solid core.



**TEXTURED 2 PANEL / 2 LIGHT GLAZED**

Material Composite  
Core Hollow  
Raised Moulding Both Sides  
Glazing Clear  
FSC® Certified

| Size      | Code      |
|-----------|-----------|
| 78" x 27" | TEX2P2L27 |
| 78" x 30" | TEX2P2L30 |
| 78" x 33" | TEX2P2L33 |



**TEXTURED 4 PANEL BI-FOLD**

Material Composite  
Core Hollow  
Glazing N/A  
FSC® Certified

| Size      | Code      |
|-----------|-----------|
| 78" x 30" | BFTEX4P30 |

78" height includes track.  
Supplied with track and hinges.



**BRUGES**

Material Pre-finished  
White Composite  
Core Hollow\*  
Glazing N/A  
FSC® Certified

| Size      | Code     |
|-----------|----------|
| 78" x 24" | SMOBRU24 |
| 78" x 27" | SMOBRU27 |
| 78" x 30" | SMOBRU30 |
| 78" x 33" | SMOBRU33 |

**30 Minute Fire Doors**

|           |            |
|-----------|------------|
| 78" x 27" | FCSMOBRU27 |
| 78" x 30" | FCSMOBRU30 |
| 78" x 33" | FCSMOBRU33 |

\*FD30's supplied solid core.



**BRUGES GLAZED**

Material Pre-finished  
White Composite  
Core Hollow  
Raised Moulding Both Sides  
Glazing Clear  
FSC® Certified

| Size      | Code       |
|-----------|------------|
| 78" x 27" | SMOBRUGL27 |
| 78" x 30" | SMOBRUGL30 |
| 78" x 33" | SMOBRUGL33 |



**TEXTURED CLASSICAL 2 PANEL**

Material Composite  
Core Hollow\*  
Glazing N/A  
FSC® Certified

| Size         | Code     |
|--------------|----------|
| 78" x 24"    | CLA2P24  |
| 78" x 27"    | CLA2P27  |
| 78" x 28"    | CLA2P28  |
| 78" x 30"    | CLA2P30  |
| 80" x 32"    | CLA2P32  |
| 78" x 33"    | CLA2P33  |
| 2040 x 626mm | CLA2P626 |
| 2040 x 726mm | CLA2P726 |
| 2040 x 826mm | CLA2P826 |

**30 Minute Fire Doors**

|           |           |
|-----------|-----------|
| 78" x 27" | FCCLA2P27 |
| 78" x 30" | FCCLA2P30 |
| 78" x 33" | FCCLA2P33 |

\*FD30's supplied solid core.



**TEXTURED 6 PANEL**

Material Composite  
Core Hollow\*  
Glazing N/A  
FSC® Certified

| Size         | Code     |
|--------------|----------|
| 78" x 18"    | TEX3P18  |
| 78" x 21"    | TEX3P21  |
| 78" x 24"    | TEX6P24  |
| 78" x 27"    | TEX6P27  |
| 78" x 28"    | TEX6P28  |
| 78" x 30"    | TEX6P30  |
| 80" x 32"    | TEX6P32  |
| 78" x 33"    | TEX6P33  |
| 2040 x 626mm | TEX6P626 |
| 2040 x 726mm | TEX6P726 |
| 2040 x 826mm | TEX6P826 |

**30 Minute Fire Doors**

|              |            |
|--------------|------------|
| 78" x 24"    | FCTEX6P24  |
| 78" x 27"    | FCTEX6P27  |
| 78" x 30"    | FCTEX6P30  |
| 78" x 33"    | FCTEX6P33  |
| 2040 x 726mm | FCTEX6P726 |
| 2040 x 826mm | FCTEX6P826 |

\*FD30's supplied solid core.  
3 Panel Design for 18" & 21".



**TEXTURED 6 PANEL BI-FOLD**

Material Composite  
Core Hollow  
Glazing N/A  
FSC® Certified

| Size      | Code      |
|-----------|-----------|
| 78" x 30" | BFTEX6P30 |

78" height includes track.  
Supplied with track and hinges.



**SMOOTH 6 PANEL**

Material Composite  
Core Hollow\*  
Glazing N/A  
FSC® Certified

| Size      | Code    |
|-----------|---------|
| 78" x 24" | SMO6P24 |
| 78" x 27" | SMO6P27 |
| 78" x 30" | SMO6P30 |
| 78" x 33" | SMO6P33 |

**30 Minute Fire Doors**

|           |           |
|-----------|-----------|
| 78" x 24" | FCSMO6P24 |
| 78" x 27" | FCSMO6P27 |
| 78" x 30" | FCSMO6P30 |
| 78" x 33" | FCSMO6P33 |

\*FD30's supplied solid core.



**TEXTURED SA 10L GLAZED**

Material Composite  
Core Hollow  
Raised Moulding Both Sides  
Glazing Clear  
FSC® Certified

| Size      | Code   |
|-----------|--------|
| 78" x 27" | W10L27 |
| 78" x 30" | W10L30 |
| 78" x 33" | W10L33 |




**TEXTURED SA 20L GLAZED PAIR**

Material Composite  
Core Hollow  
Raised Moulding Both Sides  
Glazing Clear  
FSC® Certified

| Size      | Code   |
|-----------|--------|
| 78" x 46" | W20L46 |

Supplied 35mm Thickness.  
NB - doors supplied rebated.



**TEXTURED CLASSICAL GLAZED**

Material Composite  
Core Hollow  
Raised Moulding Both Sides  
Glazing Clear  
FSC® Certified

| Size      | Code      |
|-----------|-----------|
| 78" x 27" | CLA1P6L27 |
| 78" x 30" | CLA1P6L30 |
| 78" x 33" | CLA1P6L33 |



**TEXTURED 4 PANEL GREY**

Material Pre-finished  
Grey Composite  
Core Hollow\*  
Glazing N/A  
FSC® Certified

| Size      | Code        |
|-----------|-------------|
| 78" x 27" | TEX4P27GREY |
| 78" x 30" | TEX4P30GREY |
| 78" x 33" | TEX4P33GREY |

**30 Minute Fire Doors**

|           |               |
|-----------|---------------|
| 78" x 27" | FCTEX4P27GREY |
| 78" x 30" | FCTEX4P30GREY |
| 78" x 33" | FCTEX4P33GREY |


\*FD30's supplied solid core.



**TEXTURED 2 PANEL / 2 LIGHT GLAZED GREY**

Material Pre-finished  
Grey Composite  
Core Hollow  
Raised Moulding Both Sides  
Glazing Clear  
FSC® Certified

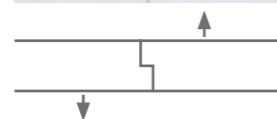
| Size      | Code          |
|-----------|---------------|
| 78" x 27" | TEX2P2L27GREY |
| 78" x 30" | TEX2P2L30GREY |
| 78" x 33" | TEX2P2L33GREY |



**TEXTURED 2 PANEL / 1 LIGHT GLAZED**

Material Composite  
Core Hollow  
Raised Moulding Both Sides  
Glazing Clear  
FSC® Certified

| Size         | Code       |
|--------------|------------|
| 78" x 27"    | TEX2P1L27  |
| 78" x 30"    | TEX2P1L30  |
| 78" x 33"    | TEX2P1L33  |
| 2040 x 726mm | TEX2P1L726 |
| 2040 x 826mm | TEX2P1L826 |



NEW

NEW



**RICHMOND CLEAR PINE UNGLAZED HALF DOOR**

Material Clear Pine  
Core Solid  
Glazing Unglazed

| Size      | Code    |
|-----------|---------|
| 78" x 15" | CPRIC15 |
| 78" x 18" | CPRIC18 |
| 78" x 21" | CPRIC21 |



**2 PANEL CLEAR PINE HALF DOOR**

Material Clear Pine  
Core Solid  
Glazing N/A

| Size      | Code   |
|-----------|--------|
| 78" x 15" | CP2P15 |
| 78" x 18" | CP2P18 |
| 78" x 21" | CP2P21 |



**4 PANEL CLEAR PINE**

Material Clear Pine  
Core Solid  
Glazing N/A

| Size      | Code   |
|-----------|--------|
| 78" x 24" | CP4P24 |
| 78" x 27" | CP4P27 |
| 78" x 28" | CP4P28 |
| 78" x 30" | CP4P30 |
| 80" x 32" | CP4P32 |
| 78" x 33" | CP4P33 |



**RICHMOND CLEAR PINE UNGLAZED**

Material Clear Pine  
Core Solid  
Glazing Unglazed

| Size      | Code    |
|-----------|---------|
| 78" x 27" | CPRIC27 |
| 78" x 30" | CPRIC30 |
| 80" x 32" | CPRIC32 |
| 78" x 33" | CPRIC33 |



**3 PANEL CLEAR PINE HALF DOOR**

Material Clear Pine  
Core Solid  
Glazing N/A

| Size      | Code   |
|-----------|--------|
| 78" x 15" | CP3P15 |
| 78" x 18" | CP3P18 |
| 78" x 21" | CP3P21 |



**6 PANEL CLEAR PINE**

Material Clear Pine  
Core Solid  
Glazing N/A

| Size      | Code   |
|-----------|--------|
| 78" x 24" | CP6P24 |
| 78" x 27" | CP6P27 |
| 78" x 28" | CP6P28 |
| 78" x 30" | CP6P30 |
| 80" x 32" | CP6P32 |
| 78" x 33" | CP6P33 |



**DX 30'S STYLE**

Material Radiata Pine  
Core Solid  
Glazing N/A  
FSC® Certified

| Size      | Code   |
|-----------|--------|
| 78" x 27" | RPDX27 |
| 78" x 30" | RPDX30 |
| 80" x 32" | RPDX32 |
| 78" x 33" | RPDX33 |



**4 PANEL KNOTTY**

Material Knotty Pine  
Core Solid  
Glazing N/A


| Size      | Code    |
|-----------|---------|
| 78" x 24" | PIN4P24 |
| 78" x 27" | PIN4P27 |
| 78" x 28" | PIN4P28 |
| 78" x 30" | PIN4P30 |
| 80" x 32" | PIN4P32 |
| 78" x 33" | PIN4P33 |



**6 PANEL KNOTTY**

Material Knotty Pine  
Core Solid  
Glazing N/A

| Size      | Code    |
|-----------|---------|
| 78" x 24" | PIN6P24 |
| 78" x 27" | PIN6P27 |
| 78" x 28" | PIN6P28 |
| 78" x 30" | PIN6P30 |
| 80" x 32" | PIN6P32 |
| 78" x 33" | PIN6P33 |



**OAK FLUSH**


Material Pre-finished Oak  
Core Hollow\*  
Glazing N/A

| Size         | Code      |
|--------------|-----------|
| 78" x 18"    | FLUOAK18  |
| 78" x 21"    | FLUOAK21  |
| 78" x 24"    | FLUOAK24  |
| 78" x 27"    | FLUOAK27  |
| 78" x 30"    | FLUOAK30  |
| 78" x 33"    | FLUOAK33  |
| 2040 x 626mm | FLUOAK626 |
| 2040 x 726mm | FLUOAK726 |
| 2040 x 826mm | FLUOAK826 |
| 2040 x 926mm | FLUOAK926 |

**30 Minute Fire Doors**

|              |             |
|--------------|-------------|
| 78" x 27"    | FLUOAKFD27  |
| 78" x 30"    | FLUOAKFD30  |
| 78" x 33"    | FLUOAKFD33  |
| 2040 x 726mm | FLUOAKFD726 |
| 2040 x 826mm | FLUOAKFD826 |
| 2040 x 926mm | FLUOAKFD926 |

\*FD30's supplied solid core.

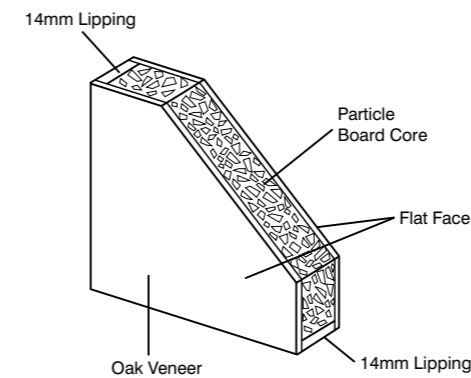


**WHITE PRIMED FLUSH**

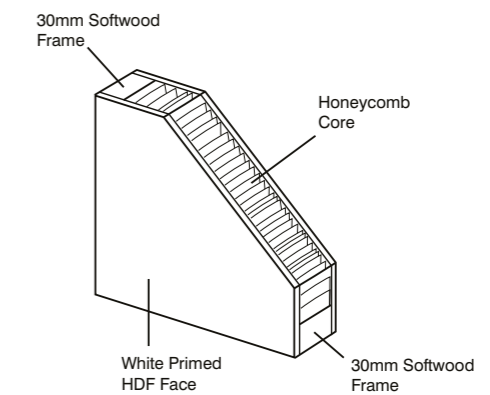
Material White Primed  
Core Hollow\*  
Glazing N/A

| Size         | Code     |
|--------------|----------|
| 78" x 18"    | WPFLU18  |
| 78" x 21"    | WPFLU21  |
| 78" x 24"    | WPFLU24  |
| 78" x 27"    | WPFLU27  |
| 78" x 30"    | WPFLU30  |
| 78" x 33"    | WPFLU33  |
| 2040 x 926mm | WPFLU926 |

**OAK PRE-FINISHED FLUSH FIRE DOOR**



**WHITE PRIMED FLUSH**



“UNCOMPLICATED AND PRACTICAL, FLUSH DOORS ARE A SIMPLE, CLEAN AND CRISP BLANK CANVAS READY FOR YOU TO PERSONALISE AND ACCESSORISE”





# INTERNAL ROOM DIVIDERS COLLECTION

A perfect idea if you are wanting  
to separate your rooms without  
losing any light or space.





### SOHO W4

**Material** Primed Black  
**Core** Solid  
**External Dimensions** 2031mm High x 1246mm Wide  
**Glazing** Clear  
**Code** W4SOHOBLA

| Component               | Dimensions (mm) | No. of Pieces |
|-------------------------|-----------------|---------------|
| 1 Centre Doors 4L       | 35 x 579 x 1981 | 2             |
| 2 Frame Set Lining Head | 35 x 133 x 1246 | 1             |
| 3 Frame Set Lining Jamb | 35 x 133 x 2006 | 1             |
| Frame Set Lining Jamb   | 35 x 133 x 2006 | 1             |
| 4 Door Stop             | 13 x 45 x 1176  | 1             |
| Door Stop               | 13 x 45 x 1996  | 2             |
| 5 "T" Stop              | 30 x 45 x 1981  | 1             |



### GREENWICH W4

**Material** Primed Black  
**Core** Solid  
**External Dimensions** 2031mm High x 1246mm Wide  
**Glazing** Clear  
**Code** W4GREENWBLA

| Component               | Dimensions (mm) | No. of Pieces |
|-------------------------|-----------------|---------------|
| 1 Centre Doors 5L       | 35 x 579 x 1981 | 2             |
| 2 Frame Set Lining Head | 35 x 133 x 1246 | 1             |
| 3 Frame Set Lining Jamb | 35 x 133 x 2006 | 1             |
| Frame Set Lining Jamb   | 35 x 133 x 2006 | 1             |
| 4 Door Stop             | 13 x 45 x 1176  | 1             |
| Door Stop               | 13 x 45 x 1996  | 2             |
| 5 "T" Stop              | 30 x 45 x 1981  | 1             |



### SOHO W6

**Material** Primed Black  
**Core** Solid  
**External Dimensions** 2031mm High x 1904mm Wide  
**Glazing** Clear  
**Code** W6SOHOBLA

| Component               | Dimensions (mm) | No. of Pieces |
|-------------------------|-----------------|---------------|
| 1 Centre Doors 4L       | 35 x 579 x 1981 | 2             |
| 2 Demi Panel 4L         | 35 x 292 x 1981 | 2             |
| 3 Frame Set Lining Head | 35 x 133 x 1904 | 1             |
| 4 Frame Set Lining Jamb | 35 x 133 x 2006 | 1             |
| Frame Set Lining Jamb   | 35 x 133 x 2006 | 1             |
| 5 Centre Mullion        | 35 x 133 x 2006 | 1             |
| Centre Mullion          | 35 x 133 x 2006 | 1             |
| 6 Door Stop             | 13 x 45 x 1176  | 1             |
| Door Stop               | 13 x 45 x 1996  | 2             |
| 7 Demi Panel Bead       | 13 x 45 x 294   | 8             |
| Demi Panel Bead         | 13 x 45 x 1974  | 8             |
| 8 "T" Stop              | 30 x 45 x 1981  | 1             |
| 9 Bottom Rail           | 18 x 133 x 294  | 1             |
| Bottom Rail             | 18 x 133 x 294  | 1             |



### GREENWICH W6

**Material** Primed Black  
**Core** Solid  
**External Dimensions** 2031mm High x 1904mm Wide  
**Glazing** Clear  
**Code** W6GREENWBLA

| Component               | Dimensions (mm) | No. of Pieces |
|-------------------------|-----------------|---------------|
| 1 Centre Doors 5L       | 35 x 579 x 1981 | 2             |
| 2 Demi Panel 3L         | 35 x 292 x 1981 | 2             |
| 3 Frame Set Lining Head | 35 x 133 x 1904 | 1             |
| 4 Frame Set Lining Jamb | 35 x 133 x 2006 | 1             |
| Frame Set Lining Jamb   | 35 x 133 x 2006 | 1             |
| 5 Centre Mullion        | 35 x 133 x 2006 | 1             |
| Centre Mullion          | 35 x 133 x 2006 | 1             |
| 6 Door Stop             | 13 x 45 x 1176  | 1             |
| Door Stop               | 13 x 45 x 1996  | 2             |
| 7 Demi Panel Bead       | 13 x 45 x 294   | 8             |
| Demi Panel Bead         | 13 x 45 x 1974  | 8             |
| 8 "T" Stop              | 30 x 45 x 1981  | 1             |
| 9 Bottom Rail           | 18 x 133 x 294  | 1             |
| Bottom Rail             | 18 x 133 x 294  | 1             |



### SOHO W8

**Material** Primed Black  
**Core** Solid  
**External Dimensions** 2031mm High x 2478mm Wide  
**Glazing** Clear  
**Code** W8SOHOBLA

| Component               | Dimensions (mm) | No. of Pieces |
|-------------------------|-----------------|---------------|
| 1 Centre Doors 4L       | 35 x 579 x 1981 | 2             |
| 2 Side Panel 4L         | 35 x 579 x 1981 | 2             |
| 3 Frame Set Lining Head | 35 x 133 x 2478 | 1             |
| 4 Frame Set Lining Jamb | 35 x 133 x 2006 | 1             |
| Frame Set Lining Jamb   | 35 x 133 x 2006 | 1             |
| 5 Centre Mullion        | 35 x 133 x 2006 | 1             |
| Centre Mullion          | 35 x 133 x 2006 | 1             |
| 6 Door Stop             | 13 x 45 x 1176  | 1             |
| Door Stop               | 13 x 45 x 1996  | 2             |
| 7 Side Light Bead       | 13 x 45 x 581   | 8             |
| Side Light Bead         | 13 x 45 x 1974  | 8             |
| 8 "T" Stop              | 30 x 45 x 1981  | 1             |
| 9 Bottom Rail           | 18 x 133 x 581  | 1             |
| Bottom Rail             | 18 x 133 x 581  | 1             |



### GREENWICH W8

**Material** Primed Black  
**Core** Solid  
**External Dimensions** 2031mm High x 2478mm Wide  
**Glazing** Clear  
**Code** W8GREENWBLA

| Component               | Dimensions (mm) | No. of Pieces |
|-------------------------|-----------------|---------------|
| 1 Centre Doors 5L       | 35 x 579 x 1981 | 2             |
| 2 Side Panel 3L         | 35 x 579 x 1981 | 2             |
| 3 Frame Set Lining Head | 35 x 133 x 2478 | 1             |
| 4 Frame Set Lining Jamb | 35 x 133 x 2006 | 1             |
| Frame Set Lining Jamb   | 35 x 133 x 2006 | 1             |
| 5 Centre Mullion        | 35 x 133 x 2006 | 1             |
| Centre Mullion          | 35 x 133 x 2006 | 1             |
| 6 Door Stop             | 13 x 45 x 1176  | 1             |
| Door Stop               | 13 x 45 x 1996  | 2             |
| 7 Side Light Bead       | 13 x 45 x 581   | 8             |
| Side Light Bead         | 13 x 45 x 1974  | 8             |
| 8 "T" Stop              | 30 x 45 x 1981  | 1             |
| 9 Bottom Rail           | 18 x 133 x 581  | 1             |
| Bottom Rail             | 18 x 133 x 581  | 1             |





### LINCOLN OAK W4

Material Unfinished Oak  
 Core Solid  
 External Dimensions 2031mm High x 1246mm Wide  
 Glazing Clear  
 Code W4OLIN

| Component               | Dimensions (mm) | No. of Pieces |
|-------------------------|-----------------|---------------|
| 1 Centre Doors 3L       | 35 x 579 x 1981 | 2             |
| 2 Frame Set Lining Head | 35 x 133 x 1246 | 1             |
| 3 Frame Set Lining Jamb | 35 x 133 x 2006 | 1             |
| Frame Set Lining Jamb   | 35 x 133 x 2006 | 1             |
| 4 Door Stop             | 13 x 45 x 1176  | 1             |
| Door Stop               | 13 x 45 x 1996  | 2             |
| 5 "T" Stop              | 30 x 45 x 1981  | 1             |



### REIMS OAK W4

Material Pre-finished Oak  
 Core Solid  
 External Dimensions 2031mm High x 1246mm Wide  
 Glazing Clear Bevelled  
 FSC® Certified  
 Code W4OREI

| Component               | Dimensions (mm) | No. of Pieces |
|-------------------------|-----------------|---------------|
| 1 Centre Doors 5L       | 35 x 579 x 1981 | 2             |
| 2 Frame Set Lining Head | 35 x 133 x 1246 | 1             |
| 3 Frame Set Lining Jamb | 35 x 133 x 2006 | 1             |
| Frame Set Lining Jamb   | 35 x 133 x 2006 | 1             |
| 4 Door Stop             | 13 x 45 x 1176  | 1             |
| Door Stop               | 13 x 45 x 1996  | 2             |
| 5 "T" Stop              | 30 x 45 x 1981  | 1             |

NEW



### LINCOLN OAK W6

Material Unfinished Oak  
 Core Solid  
 External Dimensions 2031mm High x 1904mm Wide  
 Glazing Clear  
 Code W6OLIN

| Component               | Dimensions (mm) | No. of Pieces |
|-------------------------|-----------------|---------------|
| 1 Centre Doors 3L       | 35 x 579 x 1981 | 2             |
| 2 Demi Panel 2L         | 35 x 292 x 1981 | 2             |
| 3 Frame Set Lining Head | 35 x 133 x 1904 | 1             |
| 4 Frame Set Lining Jamb | 35 x 133 x 2006 | 1             |
| Frame Set Lining Jamb   | 35 x 133 x 2006 | 1             |
| 5 Centre Mullion        | 35 x 133 x 2006 | 1             |
| Centre Mullion          | 35 x 133 x 2006 | 1             |
| 6 Door Stop             | 13 x 45 x 1176  | 1             |
| Door Stop               | 13 x 45 x 1996  | 2             |
| 7 Demi Panel Bead       | 13 x 45 x 294   | 8             |
| Demi Panel Bead         | 13 x 45 x 1974  | 8             |
| 8 "T" Stop              | 30 x 45 x 1981  | 1             |
| 9 Bottom Rail           | 22 x 133 x 294  | 1             |
| Bottom Rail             | 22 x 133 x 294  | 1             |



### REIMS OAK W6

Material Pre-finished Oak  
 Core Solid  
 External Dimensions 2031mm High x 1904mm Wide  
 Glazing Clear Bevelled  
 FSC® Certified  
 Code W6OREI

| Component               | Dimensions (mm) | No. of Pieces |
|-------------------------|-----------------|---------------|
| 1 Centre Doors 5L       | 35 x 579 x 1981 | 2             |
| 2 Demi Panel 2L         | 35 x 292 x 1981 | 2             |
| 3 Frame Set Lining Head | 35 x 133 x 1904 | 1             |
| 4 Frame Set Lining Jamb | 35 x 133 x 2006 | 1             |
| Frame Set Lining Jamb   | 35 x 133 x 2006 | 1             |
| 5 Centre Mullion        | 35 x 133 x 2006 | 1             |
| Centre Mullion          | 35 x 133 x 2006 | 1             |
| 6 Door Stop             | 13 x 45 x 1176  | 1             |
| Door Stop               | 13 x 45 x 1996  | 2             |
| 7 Demi Panel Bead       | 13 x 45 x 294   | 8             |
| Demi Panel Bead         | 13 x 45 x 1974  | 8             |
| 8 "T" Stop              | 30 x 45 x 1981  | 1             |
| 9 Bottom Rail           | 22 x 133 x 294  | 1             |
| Bottom Rail             | 22 x 133 x 294  | 1             |

NEW



### LINCOLN OAK W8

Material Unfinished Oak  
 Core Solid  
 External Dimensions 2031mm High x 2478mm Wide  
 Glazing Clear  
 Code W8OLIN

| Component               | Dimensions (mm) | No. of Pieces |
|-------------------------|-----------------|---------------|
| 1 Centre Doors 3L       | 35 x 579 x 1981 | 2             |
| 2 Side Panel 3L         | 35 x 579 x 1981 | 2             |
| 3 Frame Set Lining Head | 35 x 133 x 2478 | 1             |
| 4 Frame Set Lining Jamb | 35 x 133 x 2006 | 1             |
| Frame Set Lining Jamb   | 35 x 133 x 2006 | 1             |
| 5 Centre Mullion        | 35 x 133 x 2006 | 1             |
| Centre Mullion          | 35 x 133 x 2006 | 1             |
| 6 Door Stop             | 13 x 45 x 1176  | 1             |
| Door Stop               | 13 x 45 x 1996  | 2             |
| 7 Side Light Bead       | 13 x 45 x 581   | 8             |
| Side Light Bead         | 13 x 45 x 1974  | 8             |
| 8 "T" Stop              | 30 x 45 x 1981  | 1             |
| 9 Bottom Rail           | 22 x 133 x 581  | 1             |
| Bottom Rail             | 22 x 133 x 581  | 1             |



### REIMS OAK W8

Material Pre-finished Oak  
 Core Solid  
 External Dimensions 2031mm High x 2478mm Wide  
 Glazing Clear Bevelled  
 FSC® Certified  
 Code W8OREI

| Component               | Dimensions (mm) | No. of Pieces |
|-------------------------|-----------------|---------------|
| 1 Centre Doors 5L       | 35 x 579 x 1981 | 2             |
| 2 Side Panel 5L         | 35 x 579 x 1981 | 2             |
| 3 Frame Set Lining Head | 35 x 133 x 2478 | 1             |
| 4 Frame Set Lining Jamb | 35 x 133 x 2006 | 1             |
| Frame Set Lining Jamb   | 35 x 133 x 2006 | 1             |
| 5 Centre Mullion        | 35 x 133 x 2006 | 1             |
| Centre Mullion          | 35 x 133 x 2006 | 1             |
| 6 Door Stop             | 13 x 45 x 1176  | 1             |
| Door Stop               | 13 x 45 x 1996  | 2             |
| 7 Side Light Bead       | 13 x 45 x 581   | 8             |
| Side Light Bead         | 13 x 45 x 1974  | 8             |
| 8 "T" Stop              | 30 x 45 x 1981  | 1             |
| 9 Bottom Rail           | 22 x 133 x 581  | 1             |
| Bottom Rail             | 22 x 133 x 581  | 1             |

NEW

All Room Dividers are supplied 35mm thickness

All Room Dividers are supplied 35mm thickness



**MANHATTAN WHITE W4**

Material Primed White  
 Core Solid  
 External Dimensions 2031mm High x 1246mm Wide  
 Glazing Clear Bevelled  
 FSC® Certified  
 Code W4WHI

| Component               | Dimensions (mm) | No. of Pieces |
|-------------------------|-----------------|---------------|
| 1 Centre Doors 9L       | 35 x 579 x 1981 | 2             |
| 2 Frame Set Lining Head | 35 x 133 x 1246 | 1             |
| 3 Frame Set Lining Jamb | 35 x 133 x 2006 | 1             |
| Frame Set Lining Jamb   | 35 x 133 x 2006 | 1             |
| 4 Door Stop             | 13 x 45 x 1176  | 1             |
| Door Stop               | 13 x 45 x 1996  | 2             |
| 5 "T" Stop              | 30 x 45 x 1981  | 1             |



**REIMS WHITE W4**

Material Primed White  
 Core Solid  
 External Dimensions 2031mm High x 1246mm Wide  
 Glazing Clear Bevelled  
 FSC® Certified  
 Code W4WFREI

| Component               | Dimensions (mm) | No. of Pieces |
|-------------------------|-----------------|---------------|
| 1 Centre Doors 5L       | 35 x 579 x 1981 | 2             |
| 2 Frame Set Lining Head | 35 x 133 x 1246 | 1             |
| 3 Frame Set Lining Jamb | 35 x 133 x 2006 | 1             |
| Frame Set Lining Jamb   | 35 x 133 x 2006 | 1             |
| 4 Door Stop             | 13 x 45 x 1176  | 1             |
| Door Stop               | 13 x 45 x 1996  | 2             |
| 5 "T" Stop              | 30 x 45 x 1981  | 1             |



**MANHATTAN WHITE W6**

Material Primed White  
 Core Solid  
 External Dimensions 2031mm High x 1904mm Wide  
 Glazing Clear Bevelled  
 FSC® Certified  
 Code W6WHI

| Component                   | Dimensions (mm) | No. of Pieces |
|-----------------------------|-----------------|---------------|
| 1 Centre Doors 9L           | 35 x 579 x 1981 | 2             |
| 2 Demi Panel 6L Square Head | 35 x 292 x 1981 | 2             |
| 3 Frame Set Lining Head     | 35 x 133 x 1904 | 1             |
| 4 Frame Set Lining Jamb     | 35 x 133 x 2006 | 1             |
| Frame Set Lining Jamb       | 35 x 133 x 2006 | 1             |
| 5 Centre Mullion            | 35 x 133 x 2006 | 1             |
| Centre Mullion              | 35 x 133 x 2006 | 1             |
| 6 Door Stop                 | 13 x 45 x 1176  | 1             |
| Door Stop                   | 13 x 45 x 1996  | 2             |
| 7 Demi Panel Bead           | 13 x 45 x 294   | 8             |
| Demi Panel Bead             | 13 x 45 x 1974  | 8             |
| 8 "T" Stop                  | 30 x 45 x 1981  | 1             |
| 9 Bottom Rail               | 22 x 133 x 294  | 1             |
| Bottom Rail                 | 22 x 133 x 294  | 1             |



**REIMS WHITE W6**

Material Primed White  
 Core Solid  
 External Dimensions 2031mm High x 1904mm Wide  
 Glazing Clear Bevelled  
 FSC® Certified  
 Code W6WFREI

| Component               | Dimensions (mm) | No. of Pieces |
|-------------------------|-----------------|---------------|
| 1 Centre Doors 5L       | 35 x 579 x 1981 | 2             |
| 2 Demi Panel 2L         | 35 x 292 x 1981 | 2             |
| 3 Frame Set Lining Head | 35 x 133 x 1904 | 1             |
| 4 Frame Set Lining Jamb | 35 x 133 x 2006 | 1             |
| Frame Set Lining Jamb   | 35 x 133 x 2006 | 1             |
| 5 Centre Mullion        | 35 x 133 x 2006 | 1             |
| Centre Mullion          | 35 x 133 x 2006 | 1             |
| 6 Door Stop             | 13 x 45 x 1176  | 1             |
| Door Stop               | 13 x 45 x 1996  | 2             |
| 7 Demi Panel Bead       | 13 x 45 x 294   | 8             |
| Demi Panel Bead         | 13 x 45 x 1974  | 8             |
| 8 "T" Stop              | 30 x 45 x 1981  | 1             |
| 9 Bottom Rail           | 22 x 133 x 294  | 1             |
| Bottom Rail             | 22 x 133 x 294  | 1             |



**MANHATTAN WHITE W8**

Material Primed White  
 Core Solid  
 External Dimensions 2031mm High x 2478mm Wide  
 Glazing Clear Bevelled  
 FSC® Certified  
 Code W8WHI

| Component                   | Dimensions (mm) | No. of Pieces |
|-----------------------------|-----------------|---------------|
| 1 Centre Doors 9L           | 35 x 579 x 1981 | 2             |
| 2 Side Panel 9L Square Head | 35 x 579 x 1981 | 2             |
| 3 Frame Set Lining Head     | 35 x 133 x 2478 | 1             |
| 4 Frame Set Lining Jamb     | 35 x 133 x 2006 | 1             |
| Frame Set Lining Jamb       | 35 x 133 x 2006 | 1             |
| 5 Centre Mullion            | 35 x 133 x 2006 | 1             |
| Centre Mullion              | 35 x 133 x 2006 | 1             |
| 6 Door Stop                 | 13 x 45 x 1176  | 1             |
| Door Stop                   | 13 x 45 x 1996  | 2             |
| 7 Side Light Bead           | 13 x 45 x 581   | 8             |
| Side Light Bead             | 13 x 45 x 1974  | 8             |
| 8 "T" Stop                  | 30 x 45 x 1981  | 1             |
| 9 Bottom Rail               | 22 x 133 x 581  | 1             |
| Bottom Rail                 | 22 x 133 x 581  | 1             |



**REIMS WHITE W8**

Material Primed White  
 Core Solid  
 External Dimensions 2031mm High x 2478mm Wide  
 Glazing Clear Bevelled  
 FSC® Certified  
 Code W8WFREI

| Component               | Dimensions (mm) | No. of Pieces |
|-------------------------|-----------------|---------------|
| 1 Centre Doors 5L       | 35 x 579 x 1981 | 2             |
| 2 Side Panel 5L         | 35 x 579 x 1981 | 2             |
| 3 Frame Set Lining Head | 35 x 133 x 2478 | 1             |
| 4 Frame Set Lining Jamb | 35 x 133 x 2006 | 1             |
| Frame Set Lining Jamb   | 35 x 133 x 2006 | 1             |
| 5 Centre Mullion        | 35 x 133 x 2006 | 1             |
| Centre Mullion          | 35 x 133 x 2006 | 1             |
| 6 Door Stop             | 13 x 45 x 1176  | 1             |
| Door Stop               | 13 x 45 x 1996  | 2             |
| 7 Side Light Bead       | 13 x 45 x 581   | 8             |
| Side Light Bead         | 13 x 45 x 1974  | 8             |
| 8 "T" Stop              | 30 x 45 x 1981  | 1             |
| 9 Bottom Rail           | 22 x 133 x 581  | 1             |
| Bottom Rail             | 22 x 133 x 581  | 1             |

All Room Dividers are supplied 35mm thickness

All Room Dividers are supplied 35mm thickness





# INTERNAL ACCESSORIES COLLECTION

Finishing touches to complement  
your door choice.

ZURICH BLACK HANDLE SEE PAGE 126

EXPECT MORE THAN JUST THE DOOR

VIEW THE COMPLETE INTERNAL ACCESSORIES RANGE AT [LPDOORS.CO.UK](https://www.lpdoors.co.uk)

125





**NEW** **ZURICH**  
 Finish Satin Stainless Steel  
 Size 135w x 53h x 69d mm  
 Standard Code HARDZURESC  
 Privacy Code HARDZURSCPRI



**NEW** **ZURICH**  
 Finish Satin Gold  
 Size 135w x 53h x 69d mm  
 Standard Code HARDZURSG  
 Privacy Code HARDZURSGPRI



**NEW** **ZURICH**  
 Finish Satin Copper  
 Size 135w x 53h x 69d mm  
 Standard Code HARDZURCU  
 Privacy Code HARDZURCUPRI



**NEW** **ZURICH**  
 Finish Matt Black  
 Size 135w x 53h x 69d mm  
 Standard Code HARDZURMB  
 Privacy Code HARDZURMBPRI



ZERMATT SATIN COPPER HANDLE  
 SHOWN ON WHITE GRAIN LONDON SEE PAGE 93

**NEW HANDLES FOR 2020**



**NEW HANDLES FOR 2020**

ZURICH SATIN GOLD HANDLE SHOWN ON DOVER IN CHARCOAL GREY SEE PAGE 79



**NEW** **ZERMATT**  
 Finish Satin Stainless Steel  
 Size 45w x 180h x 46d mm  
 Standard Code HARDZERSSS



**NEW** **ZERMATT**  
 Finish Satin Copper  
 Size 45w x 180h x 46d mm  
 Standard Code HARDZERCU



**NEW** **ZERMATT**  
 Finish Matt Black  
 Size 45w x 180h x 46d mm  
 Standard Code HARDZERMB

All handle packs are supplied with matching hinges and latch. See page 137 for further information.





**POLISHED CHROME**

HYDRA HANDLE SHOWN ON VANCOUVER IN ASH GREY SEE PAGE 76



**CRATER**

Finish Polished Chrome  
Size 55w x 70h x 62d mm  
Standard Code HARDCRAPC  
Privacy Code HARDCRAPCPRI



**INDUS**

Finish Polished Chrome  
Size 74w x 60h x 64d mm  
Standard Code HARDINDPC  
Privacy Code HARDINDPCPRI



**DORADO**

Finish Polished Chrome  
Size 128w x 190h x 60d mm  
Standard Code HARDDORPC



**DORADO PRIVACY**

Finish Polished Chrome  
Size 128w x 190h x 60d mm  
Privacy Code HARDDORPCPRI



**MUSCA**

Finish Polished Chrome  
Size 125w x 185h x 40d mm  
Standard Code HARDMUSPC  
Privacy Code HARDMUSPCPRI



**CARINA**

Finish Polished Chrome  
Size 120w x 50h x 68d mm  
Standard Code HARDCARPC  
Privacy Code HARDCARPCPRI



**HERCULES**

Finish Polished Chrome  
Size 126w x 50h x 60d mm  
Standard Code HARDHERPC  
Privacy Code HARDHERPCPRI



**HYDRA**

Finish Polished Chrome  
Size 124w x 50h x 58d mm  
Standard Code HARDHYDPC  
Privacy Code HARDHYDPCPRI



**HYPERION**

Finish Polished Chrome  
Size 117w x 50h x 53½d mm  
Standard Code HARDHYPPC  
Privacy Code HARDHYPPCPRI  
NB – Hinges supplied are 3 inches.



**LYRA**

Finish Polished Chrome  
Size 115w x 50h x 65d mm  
Standard Code HARDLYRPC  
Privacy Code HARDLYRPCPRI



**ORION**

Finish Polished Chrome  
Size 120w x 50h x 66d mm  
Standard Code HARDORIPC  
Privacy Code HARDORIPCRI



DORADO HANDLE SHOWN ON MANHATTAN GLAZED IN WHITE SEE PAGE 94

**POLISHED CHROME**

All handle packs are supplied with matching hinges and latch. See page 137 for further information.



**ARIEL**

Finish Satin Chrome  
 Size 124w x 50h x 60d mm  
 Standard Code HARDARISC  
 Privacy Code HARDARISCPRI



**CORVUS**

Finish Satin Chrome  
 Size 125w x 54h x 63d mm  
 Standard Code HARDCORSC  
 Privacy Code HARDCORSCPRI



**CRUX**

Finish Satin Chrome  
 Size 117w x 50h x 60d mm  
 Standard Code HARDCRUSC  
 Privacy Code HARDCRUSCPRI



**DRACO**

Finish Satin Chrome  
 Size 128w x 50h x 60d mm  
 Standard Code HARDDRASC  
 Privacy Code HARDDRASCPRI



**FORNAX**

Finish Satin Chrome  
 Size 118w x 50h x 58d mm  
 Standard Code HARDFORSC  
 Privacy Code HARDFORSCPRI



**HERCULES**

Finish Satin Chrome  
 Size 126w x 50h x 60d mm  
 Standard Code HARDHERSC  
 Privacy Code HARDHERSCPRI



LYRA HANDLE SHOWN ON EDMONTON IN OAK SEE PAGE 42

**SATIN CHROME**



**SATIN CHROME**

ARIEL HANDLE SHOWN ON COVENTRY WHITE SEE PAGE 89

**HYPERION**

Finish Satin Chrome  
 Size 117w x 50h x 53½d mm  
 Standard Code HARDHYPSC  
 Privacy Code HARDHYPSCPRI  
 NB – Hinges supplied are 3 inches.



**LUPUS**

Finish Satin Chrome  
 Size 120w x 50h x 70d mm  
 Standard Code HARDLUPSC  
 Privacy Code HARDLUPSCPRI



**LYRA**

Finish Satin Chrome  
 Size 115w x 50h x 65d mm  
 Standard Code HARDLYRSC  
 Privacy Code HARDLYRSCPRI



**NORMA**

Finish Satin Chrome  
 Size 115w x 50h x 65d mm  
 Standard Code HARDNORSC  
 Privacy Code HARDNORSCPRI



**PEGASUS**

Finish Satin Chrome  
 Size 128w x 50h x 64d mm  
 Standard Code HARDPEGSC  
 Privacy Code HARDPEGSCPRI



**CHARON**

Finish Satin Chrome  
 Size 52w x 64h x 60d mm  
 Standard Code HARDCHASN  
 Privacy Code HARDCHASNPRI



**SCULPTOR**

Finish Satin Chrome  
 Size 57½w x 62½h x 68d mm  
 Standard Code HARDSCUSC  
 Privacy Code HARDSCUSCPRI



All handle packs are supplied with matching hinges and latch. See page 137 for further information.





**DUAL FINISH**

NEPTUNE HANDLE SHOWN ON SANTANDOR IN IVORY SEE PAGE 105



**PLUTO**

Finish Polished Chrome /  
Satin Chrome  
Size 145w x 510h x 65d mm  
Standard Code HARDPLU  
Privacy Code HARDPLUPRI



**JUPITER**

Finish Polished Chrome /  
Satin Chrome  
Size 150w x 51h x 70d mm  
Standard Code HARDJUP  
Privacy Code HARDJUPPRI



**SIRUS**

Finish Polished Chrome /  
Black Chrome  
Size 145w x 51h x 65d mm  
Standard Code HARDSIR  
Privacy Code HARDSIRPRI



**POLARIS**

Finish Polished Chrome /  
Black Chrome  
Size 140w x 51h x 60d mm  
Standard Code HARDPOL  
Privacy Code HARDPOLPRI



**VEGA**

Finish Polished Chrome /  
Black Chrome  
Size 150w x 51h x 60d mm  
Standard Code HARDVEG  
Privacy Code HARDVEGPRI



**MARS**

Finish Polished Chrome /  
Satin Nickel  
Size 140w x 54h x 52d mm  
Standard Code HARDMAR  
Privacy Code HARDMARPRI



**MERCURY**

Finish Polished Chrome /  
Satin Nickel  
Size 142w x 51h x 64d mm  
Standard Code HARDMER  
Privacy Code HARDMERPRI



**SOLAR**

Finish Polished Chrome /  
Satin Nickel  
Size 140w x 51h x 70d mm  
Standard Code HARDSOL  
Privacy Code HARDSOLPRI



**VENUS**

Finish Polished Chrome /  
Satin Nickel  
Size 128w x 52h x 55d mm  
Standard Code HARDVEN  
Privacy Code HARDVENPRI



**NEPTUNE**

Finish Polished Chrome /  
Satin Chrome  
Size 140w x 51h x 62d mm  
Standard Code HARDNEP  
Privacy Code HARDNEPPRI



**SATURN**

Finish Polished Chrome /  
Satin Chrome  
Size 150w x 51h x 64d mm  
Standard Code HARDSAT  
Privacy Code HARDSATPRI



POLARIS HANDLE SHOWN ON SHAKER IN WHITE SEE PAGE 88

**DUAL FINISH**

All handle packs are supplied with matching hinges and latch. See page 137 for further information.





**MATT BLACK**

HERCULES MATT BLACK HANDLE SHOWN ON VANCOUVER IN LIGHT GREY LAMINATE SEE PAGE 107

**CARINA**

Finish Matt Black  
Size 120w x 50h x 68d mm  
Standard Code HARDCARMB  
Privacy Code HARDCARMBPRI



**DRACO**

Finish Matt Black  
Size 128w x 50h x 60d mm  
Standard Code HARDDRAMB  
Privacy Code HARDDRAMPRI



**HERCULES**

Finish Matt Black  
Size 126w x 50h x 60d mm  
Standard Code HARDHERMB  
Privacy Code HARDHERMBPRI



**HYDRA**

Finish Matt Black  
Size 124w x 50h x 58d mm  
Standard Code HARDHYDMB  
Privacy Code HARDHYDMBPRI



**LUPUS**

Finish Matt Black  
Size 120w x 50h x 70d mm  
Standard Code HARDLUPMB  
Privacy Code HARDLUPMBPRI



**PHOENIX**

Finish Matt Black  
Size 130w x 54h x 72d mm  
Standard Code HARDPHOMB  
Privacy Code HARDPHOMBPRI



All handle packs are supplied with matching hinges and latch. See page 137 for further information.



**LUPUS**

Finish Rose Gold  
Size 120w x 50h x 70d mm  
Standard Code HARDLUPRG  
Privacy Code HARDLUPRGPRI



**PHOENIX**

Finish Rose Gold  
Size 130w x 54h x 72d mm  
Standard Code HARDPHORG  
Privacy Code HARDPHORGPRI



**CHARON**

Finish Satin Brass  
Size 52w x 64h x 60d mm  
Standard Code HARDCHASB  
Privacy Code HARDCHASBPRI



**ARIEL**

Finish Polished Brass  
Size 124w x 50h x 60d mm  
Standard Code HARDARIPB  
Privacy Code HARDARIPBPRI



**ROSE GOLD,  
POLISHED BRASS  
& SATIN BRONZE**

LUPUS ROSE GOLD HANDLE SHOWN ON LONDON IN WHITE GRAIN SEE PAGE 93



**SATIN CHROME,  
MATT BLACK  
& BRONZE**



**PICTOR**

Finish Satin Chrome  
Size 300h x 22dia mm  
Standard Code HARDPICSC300  
Privacy Code HARDPICSC300PRI

Finish Satin Chrome  
Size 600h x 22dia mm  
Standard Code HARDPICSC600  
Privacy Code HARDPICSC600PRI



**VELA**

Finish Satin Chrome  
Size 300h x 19dia mm  
Standard Code HARDVELSC  
Privacy Code HARDVELSCPRI



**SULLIVAN**

Finish Matt Black  
Size 15w x 280h x 66d mm  
Code Single – HARDMANSULSIN  
Double – HARDMANSUL

NB – if you only require handles on one side of a pair door, you would need to purchase two single Sullivan handles. NOT one double.



**PERSEUS**

Finish Bronze  
Size 300h x 19dia mm  
Standard Code HARDPERB  
Privacy Code HARDPERBPRI

VELA HANDLE SHOWN ON DOOR  
IN CHARCOAL GREY SEE PAGE 79

**INTERNAL DOOR PACKS**

All of our internal standard and privacy hardware packs are supplied with the following:



**STANDARD HARDWARE PACK**

Hinge: 3 no. 75 x 50mm 2BB hinges per pack  
Latch: 1 no. 75mm Tubular latch per pack, suitable for FD30 doors  
NB – door packs are supplied colour matched with the handles finish: Polished Chrome, Satin Chrome, Rose Gold, Rose Bronze and Matt Black.

**PRIVACY HARDWARE PACK**

Hinge: 3 no. 75 x 50mm 2BB hinges per pack  
Latch: 1 no. 75mm PSS mortice bathroom lock tested to EN12209 CE (FD30)  
1 no. Bathroom thumbturn and coin release  
NB – door packs are supplied colour matched with the handles finish: Polished Chrome, Satin Chrome, Rose Gold, Rose Bronze and Matt Black.

**INTERNAL HINGES**



**SATIN STAINLESS STEEL 4" HINGE**

Hinge 4 x 3in x 3mm 2BB (Pack of 3)  
Code HINGESSS4INCH  
CE fire rated butt hinge



**POLISHED STAINLESS STEEL 4" HINGE**

Hinge 4 x 3in x 3mm 2BB (Pack of 3)  
Code HINGEPSS4INCH  
CE fire rated butt hinge



**MATT BLACK 4" HINGE**

Hinge 4 x 3in x 3mm 2BB (Pack of 3)  
Code HINGEMB4INCH  
CE fire rated butt hinge



**ECLIPSE SATIN CHROME CONCEALED HINGE**

Hinge 130h x 30w mm (Pack of 2)  
Code HARDECLHINMC  
Suitable for FD30/60 doors



**ECLIPSE MATT BLACK CONCEALED HINGE**

Hinge 130h x 30w mm (Pack of 2)  
Code HARDECLHINMB  
Suitable for FD30/60 doors

# DOOR FRAMES

LPD offers a wide range of internal door frames to suit your needs, in both oak and white primed. Easy to put together, these frames, once finished with the top treatment of your choice, will last for years.

We also offer a choice of fire door linings in hardwood, redwood and oak type finish, along with a range of intumescent strips depending on your requirements. As well as linings, you can choose from a selection of architraves and skirtings in either oak or white to complement your door.

\*All FD30 and FD60 capable doors to be fitted in accordance with the relevant fire certificate.



### FIRE ONLY INTUMESCENT

Material White

| Size            | Code         |
|-----------------|--------------|
| 2100 x 20 x 4mm | INTRUWFD30   |
| 2100 x 15 x 4mm | INTRUWFD15X4 |



### FIRE ONLY INTUMESCENT

Material Brown

| Size            | Code         |
|-----------------|--------------|
| 2100 x 20 x 4mm | INTRUBFD30   |
| 2100 x 15 x 4mm | INTRUBFD15X4 |



### BLADED DUAL SEAL INTUMESCENT

Material White

| Size            | Code        |
|-----------------|-------------|
| 2100 x 20 x 4mm | INTRUWFD30B |



### BLADED DUAL SEAL INTUMESCENT

Material Brown

| Size            | Code        |
|-----------------|-------------|
| 2100 x 20 x 4mm | INTRUBFD30B |



### FIRE AND SMOKE INTUMESCENT

Material White

| Size            | Code        |
|-----------------|-------------|
| 2100 x 20 x 4mm | INTRUWFD30S |



### FIRE AND SMOKE INTUMESCENT

Material Brown

| Size            | Code        |
|-----------------|-------------|
| 2100 x 20 x 4mm | INTRUBFD30S |



### OAK T LIP (PAIR MAKER)

Material Oak

| Size              | Code    |
|-------------------|---------|
| Unfinished 35mm   | OTLIP   |
| Pre-finished 35mm | PFOTLIP |



### HARDWOOD T LIP (PAIR MAKER)

Material Hardwood

| Size | Code  |
|------|-------|
| 35mm | HTLIP |



### OAK DOOR LINING

Material Oak

| Size       | Code       |
|------------|------------|
| 22 x 108mm | OAKDL22108 |
| 22 x 133mm | OAKDL22133 |

NB - Supplied with loose stop.



### WHITE PRIMED DOOR LINING

Material White Primed

| Size       | Code      |
|------------|-----------|
| 22 x 133mm | WFDL22133 |

NB - Supplied with loose stop.



### REDWOOD DOOR LINING

Material Redwood

| Size       | Code     |
|------------|----------|
| 22 x 108mm | RDL22108 |
| 22 x 133mm | RDL22133 |

NB - Supplied with loose stop.



### REDWOOD PAIRS DOOR LINING

Material Redwood

| Size       | Code      |
|------------|-----------|
| 22 x 108mm | RPDL22108 |
| 22 x 133mm | RPDL22133 |

NB - Supplied with loose stop.



### REDWOOD FD30 DOOR LINING

Material Redwood

| Size       | Code       |
|------------|------------|
| 44 x 108mm | RDL44108FD |
| 44 x 133mm | RDL44133FD |

NB - Trenched with 20 x 4mm groove for intumescents. Supplied with loose stop.



### REDWOOD FD30 PAIRS DOOR LINING

Material Redwood

| Size       | Code        |
|------------|-------------|
| 44 x 108mm | RPDL44108FD |
| 44 x 133mm | RPDL44133FD |

NB - Trenched with 20 x 4mm for intumescents. Supplied with loose stop.



### HARDWOOD FD30 DOOR LINING

Material Hardwood

| Size       | Code      |
|------------|-----------|
| 45 x 108mm | DL45108FD |
| 45 x 133mm | DL45133FD |

NB - Trenched with 20 x 4mm groove for intumescents.



### HARDWOOD FD60 DOOR LINING

Material Hardwood

| Size       | Code      |
|------------|-----------|
| 30 x 108mm | DL6010830 |
| 32 x 108mm | DL6010832 |
| 33 x 108mm | DL6010833 |
| 30 x 133mm | DL6013330 |
| 32 x 133mm | DL6013332 |
| 33 x 133mm | DL6013333 |

NB - Trenched with 2no 15 x 4mm grooves for intumescents.



### HARDWOOD LIP

Material Hardwood

| Size            | Code    |
|-----------------|---------|
| 2135 x 47 x 8mm | LIP47X8 |

NB - To be purchased in conjunction with our FD30 capable door blanks shown on page 117.



### HOCKEY STICK

Material Hardwood

| Size               | Code   |
|--------------------|--------|
| 25 x 20.5 x 2000mm | HOCKEY |

NB - To be purchased in conjunction with our FD30 capable door blanks shown on page 117.





**OAK  
CHAMFERED  
ARCHITRAVE**

Material Oak Veneer

| Size      | Code         |
|-----------|--------------|
| 18 x 70mm | OAKCHARC1870 |

NB - 1 pack includes:  
2 x 2.2 metre lengths and  
1 x 1.1 metre lengths.



**OAK  
CHAMFERED  
SKIRTING**

Material Oak Veneer

| Size       | Code          |
|------------|---------------|
| 18 x 95mm  | OAKCHSKI1895  |
| 18 x 146mm | OAKCHSKI18146 |

NB - 1 pack includes:  
4 x 3 metre lengths.



**WHITE  
CHAMFERED  
ARCHITRAVE**

Material White Primed

| Size      | Code        |
|-----------|-------------|
| 18 x 70mm | WFCHARC1870 |

NB - 1 pack includes:  
2 x 2.2 metre lengths and  
1 x 1.1 metre lengths.



**WHITE  
CHAMFERED  
SKIRTING**

Material White Primed

| Size       | Code         |
|------------|--------------|
| 18 x 95mm  | WFCHSKI1895  |
| 18 x 146mm | WFCHSKI18146 |

NB - 1 pack includes:  
4 x 3 metre lengths.



**OAK  
OGEE  
ARCHITRAVE**

Material Oak Veneer

| Size      | Code         |
|-----------|--------------|
| 18 x 70mm | OAKSGARC1870 |

NB - 1 pack includes:  
2 x 2.2 metre lengths and  
1 x 1.1 metre lengths.



**OAK  
OGEE  
SKIRTING**

Material Oak Veneer

| Size       | Code          |
|------------|---------------|
| 18 x 95mm  | OAKSGSKI1895  |
| 18 x 146mm | OAKSGSKI18146 |

NB - 1 pack includes:  
4 x 3 metre lengths.



**WHITE  
OGEE  
ARCHITRAVE**

Material White Primed

| Size      | Code        |
|-----------|-------------|
| 18 x 70mm | WFSGARC1870 |

NB - 1 pack includes:  
2 x 2.2 metre lengths and  
1 x 1.1 metre lengths.



**WHITE  
OGEE  
SKIRTING**

Material White Primed

| Size       | Code         |
|------------|--------------|
| 18 x 95mm  | WFSGSKI1895  |
| 18 x 146mm | WFSGSKI18146 |

NB - 1 pack includes:  
4 x 3 metre lengths.



**OAK  
SINGLE  
GROOVE  
ARCHITRAVE**

Material Oak Veneer

| Size      | Code         |
|-----------|--------------|
| 18 x 70mm | OAKSGARC1870 |

NB - 1 pack includes:  
2 x 2.2 metre lengths and  
1 x 1.1 metre lengths.



**OAK  
SINGLE  
GROOVE  
SKIRTING**

Material Oak Veneer

| Size       | Code          |
|------------|---------------|
| 18 x 95mm  | OAKSGSKI1895  |
| 18 x 146mm | OAKSGSKI18146 |

NB - 1 pack includes:  
4 x 3 metre lengths.



**WHITE  
SINGLE  
GROOVE  
ARCHITRAVE**

Material White Primed

| Size      | Code        |
|-----------|-------------|
| 18 x 70mm | WFSGARC1870 |

NB - 1 pack includes:  
2 x 2.2 metre lengths and  
1 x 1.1 metre lengths.



**WHITE  
SINGLE  
GROOVE  
SKIRTING**

Material White Primed

| Size       | Code         |
|------------|--------------|
| 18 x 95mm  | WFSGSKI1895  |
| 18 x 146mm | WFSGSKI18146 |

NB - 1 pack includes:  
4 x 3 metre lengths.



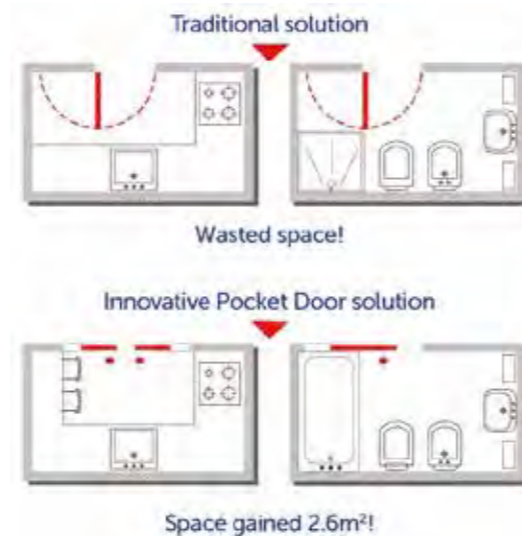


# POCKET DOORS

Pocket doors are designed to allow you to make use of the often unusable space taken up by conventional opening doors. By removing the footprint created by traditional hinged doors, users can typically save 2.6m<sup>2</sup> per door.

Fast becoming a neat, contemporary solution where space is at a premium, pocket door systems are ideal for living areas, en-suites or office spaces. In fact they can be used anywhere where you do not want a door encroaching into the room.

LPD's engineered cassette system comes to you pre-assembled, to simplify and reduce installation time. It is designed to take most of the LPD range of doors.

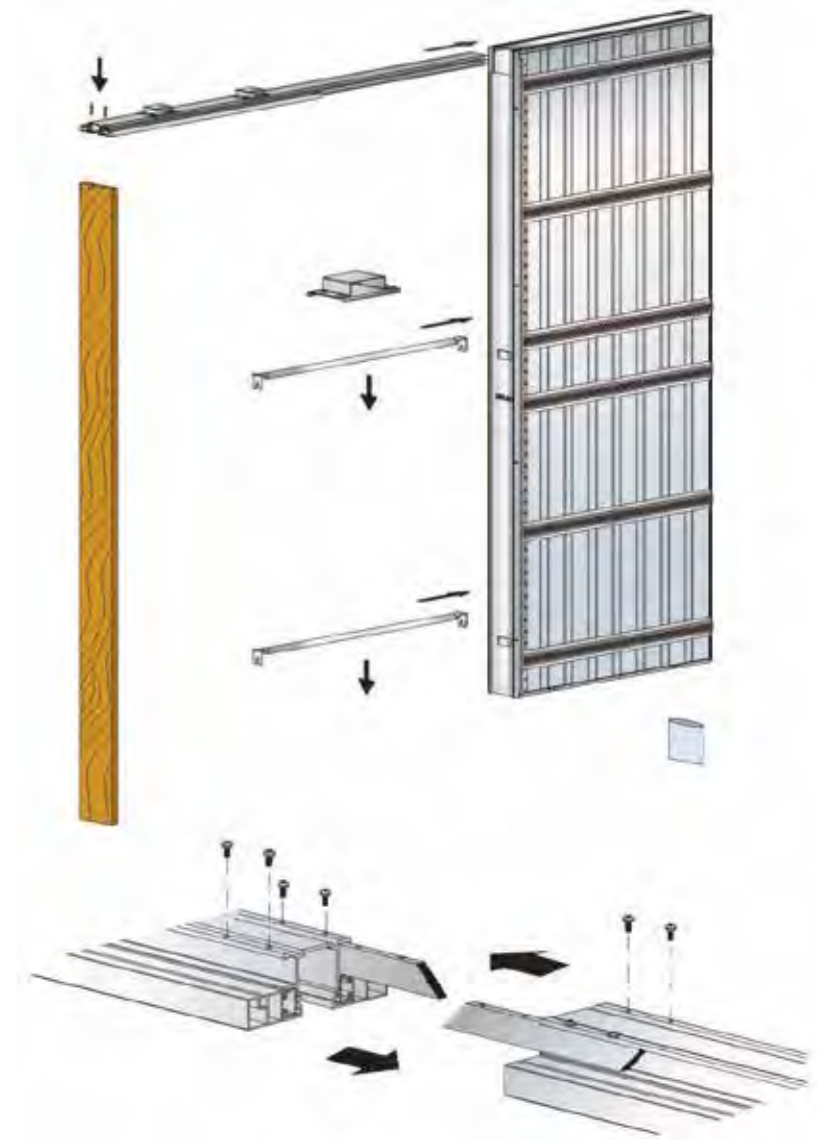


## THE CASSETTE SYSTEM

**Cassette/Pocket:**  
Made from 0.5mm galvanised steel on the sides and 0.8mm on the top and bottom profile sections. The cassette sides are formed using a single piece of pressed steel and the corrugations spaced from 10mm apart give the cassette excellent rigidity.


**Horizontal Profile Sections:**  
These sections further reinforce the structure and allow plasterboard to be fixed directly to the cassette.

**Space Bars:**  
Space bars are provided for use during installation. The bars slot into the wooden jamb and cassette to ensure they are kept in alignment.



## EASY 5 STEP INSTALLATION PROCESS

1. Insert aluminium track
2. Attach jamb and space bars
3. Fix to studwork
4. Apply plasterboard and plaster
5. Insert door

 **Jamb Kit Included**  
Available in Unfinished Oak

## AVAILABLE FOR SINGLE OR DOUBLE DOORS

- Time Saving Pre-assembled Pocket
- Space Saving
  - Simple Installation
  - Suits Doors 35-44mm Thick
  - Max Weight 100kg
  - Endpost, crosspieces, cassette edge covers, door brushes and seals supplied as standard



## SINGLE DOOR POCKET DOOR

| Code      | Single Door Size |             |            |             | Installation Size Information         |            |          |                         |             |                                |      |
|-----------|------------------|-------------|------------|-------------|---------------------------------------|------------|----------|-------------------------|-------------|--------------------------------|------|
|           | Imperial         |             | Metric     |             | Clear Opening Size (Walkthrough Area) |            | Cassette | Structural Opening Size |             | Finished Wall / Internal Space |      |
|           | Width (LP)       | Height (HP) | Width (LP) | Height (HP) | Width (L)                             | Height (H) | (C)      | Width (IL)              | Height (IH) | (FW)                           | (IS) |
| POCKSD27  | 2' 3" (27")      | 6' 6" (78") | 686mm      | 1981mm      | 656mm                                 | 1970mm     | 700      | 1466mm                  | 2080mm      | 125mm                          | 70mm |
| POCKSD30  | 2' 6" (30)       | 6' 6" (78") | 762mm      | 1981mm      | 732mm                                 | 1970mm     | 750      | 1592mm                  | 2080mm      | 125mm                          | 70mm |
| POCKSD33  | 2' 9" (33")      | 6' 6" (78") | 838mm      | 1981mm      | 808mm                                 | 1970mm     | 900      | 1818mm                  | 2080mm      | 125mm                          | 70mm |
| POCKSD726 | N/A              | N/A         | 726mm      | 2040mm      | 700mm                                 | 2030mm     | 700      | 1510mm                  | 2140mm      | 125mm                          | 70mm |
| POCKSD826 | N/A              | N/A         | 82mm       | 2040mm      | 800mm                                 | 2030mm     | 800      | 1710mm                  | 2140mm      | 125mm                          | 70mm |

## DOUBLE DOOR POCKET DOOR

| Code     | Double Door Size |             |            |             | Installation Size Information         |            |          |                         |             |                                |      |
|----------|------------------|-------------|------------|-------------|---------------------------------------|------------|----------|-------------------------|-------------|--------------------------------|------|
|          | Imperial         |             | Metric     |             | Clear Opening Size (Walkthrough Area) |            | Cassette | Structural Opening Size |             | Finished Wall / Internal Space |      |
|          | Width (LP)       | Height (HP) | Width (LP) | Height (HP) | Width (L)                             | Height (H) | (C)      | Width (IL)              | Height (IH) | (FW)                           | (IS) |
| POCKDD30 | 2' 6" (30)       | 6' 6" (78") | 762mm      | 1981mm      | 1464mm                                | 1970mm     | 750      | 3084mm                  | 2080mm      | 125mm                          | 70mm |
| POCKDD33 | 2' 9" (33")      | 6' 6" (78") | 838mm      | 1981mm      | 1616mm                                | 1970mm     | 900      | 3536mm                  | 2080mm      | 125mm                          | 70mm |






## POCKET DOOR HANDLES

|   |   |   |   |
|---|---|---|---|
|    | <p><b>PISCES (FINGER PULL)</b></p> <p>Finish Satin Chrome<br/>Size 30 dia x 24d mm<br/>Code HARDPOCKPISSC</p> |    | <p><b>PISCES (FINGER PULL)</b></p> <p>Finish Matt Black<br/>Size 30 dia x 24d mm<br/>Code HARDPOCKPISMB</p> |
|    | <p><b>VIRGO</b></p> <p>Finish Satin Chrome<br/>Size 65 dia x 24d mm<br/>Code HARDPOCKVIRSC</p>                |    | <p><b>VIRGO</b></p> <p>Finish Matt Black<br/>Size 65 dia x 24d mm<br/>Code HARDPOCKVIRMB</p>                |
|    | <p><b>SCORPIO</b></p> <p>Finish Satin Chrome<br/>Size 50w x 120h x 13d mm<br/>Code HARDPOCKSCOSC</p>          |    | <p><b>SCORPIO</b></p> <p>Finish Matt Black<br/>Size 50w x 120h x 13d mm<br/>Code HARDPOCKSCOMB</p>          |
|   | <p><b>ARIES</b></p> <p>Finish Satin Chrome<br/>Size 55w x 70h x 62d mm<br/>Code HARDPOCKARISC</p>             |   | <p><b>ARIES</b></p> <p>Finish Matt Black<br/>Size 55w x 70h x 62d mm<br/>Code HARDPOCKARIMB</p>             |
|  | <p><b>GEMINI</b></p> <p>Finish Satin Chrome<br/>Size 37w x 180h x 32d mm<br/>Code HARDPOCKGEMSC</p>           |  | <p><b>GEMINI</b></p> <p>Finish Matt Black<br/>Size 37w x 180h x 32d mm<br/>Code HARDPOCKGEMMB</p>           |

## ACCESSORIES AND FEATURES

Available for purchase separately

|   |  |   |   |   |   |
|---|--|---|---|---|---|
|  | <p>Slow - Damper Unit<br/>Max Door Weight 40kg</p> |  | <p>Dynamic Auto Closer<br/>Max Door Weight 40kg</p> |  | <p>Double Simultaneous Opening &amp; Closing System<br/>Max Door Weight 35kg<br/>Door Sizes Imperial/Metric</p> |
|---|--|---|---|---|---|

# INTERNAL FIRE DOORS

Putting customers first has always been a priority at LPD Doors, and no more so than when it comes to safety. During times of ever more stringent fire safety regulations, we take pride in being able to supply our customers with not only stylish doors, but also ones that meet the necessary safety regulations for internal fire doors.

As market leaders in the door industry, we feel it is our business to ensure we are in a position to give all of the compliance detail required if you choose to purchase a fire resistant joinery product. Installation instructions, fire certificates and general advice will be available to all who request it. We are investing heavily into fire certification in 2020 which will ensure we remain at the forefront within our industry.

Many of the door styles and finishes we offer are available as 44mm thick half hour FD30 capable doors and new for 2020 we have added 54mm thick one hour FD60 capable options in some of our bestselling ranges.



Fire rated single axis hinges EN1935, see page 137.



For Intumescent Strips, see page 138.



Fire Rated Door Frame has pre-cut groove ready to accept intumescent strip, see page 139.





Fire rated latch & lock EN12209, see page 137.

If not purchasing hardware from LPD, it must conform to the following standards:

**Latches and locks:** EN12209    **Single axis hinges:** EN1935    **Controlled door closing device:** EN1154

All must be CE marked.

 Wherever you see this symbol, we offer that door in a 30 minute fire resistant option.

 Wherever you see 2 fire symbols, we offer that door in a 60 minute fire resistant option.

Please be advised that Fire Doors have limitations when manufactured in bespoke sizes. Please contact us for assistance with your bespoke fire door sizing.






# BESPOKE INTERNAL DOORS

Finding the perfect door is made easy at LPD, and we have always maintained an enviable reputation for offering a wide range of on trend finishes and styles, in many standard sizes.

However, we also offer bespoke, Made-2-Measure door blades in sizes to suit most requirements, whether you want taller or wider, or both! We can offer bespoke sizes up to an impressive 2800mm x 1200mm, providing doors that fit your needs, as well as making stunning statement pieces in their own right.

 Look for this sign to see which doors are available in bespoke sizes.



These larger doors can really make an impact in your home and to further enhance your décor, choose from many of our stock door finishes, just a few of which are shown on page 149.

By mixing the best of bespoke, both size and finish, you can really enhance any living area. For any queries, please contact us and we will do our utmost to accommodate your needs.

Please be advised that Fire Doors have limitations when manufactured in bespoke sizes. Please contact us for assistance with your bespoke fire door sizing.

## EASY ORDERING

Just because you need something a little out of the ordinary doesn't mean it needs to be hard work.

Simply follow these four steps and wait for your bespoke door to arrive!

**Step 1**  
Contact your local stockist to request an enquiry form. Alternatively email your enquiry to [bespoke@lpddoors.co.uk](mailto:bespoke@lpddoors.co.uk)

**Step 2**  
Once we receive your enquiry form, you will be sent an official quotation and lead time.

**Step 3**  
You will receive a technical drawing and once approved, your door will be put into production.

**Step 4**  
Your Made-2-Measure doors are delivered by our own, in-house delivery team.

# BESPOKE INTERNAL DOOR SETS

Used mainly for new build, residential apartments or commercial applications, LPD has the ability to supply made to order, specified door sets on a leadtime of 8-12 weeks.

These doors all have three-layer particle board cores with a wide range of veneer options, high pressure laminates or paint finishes.

Door sets are essential to ensure performance for fire protection, sound proofing and durability. Seals and insulation are all vital to ensure the door will function as designed.

LPD door sets can be made with varying fire ratings, DB ratings and with Pas 24.

The process couldn't be easier:

## THE MADE-2-MEASURE 4 STEP PROCESS

**Step 1**  
Send your specification to [bespoke@lpddoors.co.uk](mailto:bespoke@lpddoors.co.uk), or ask us for a template.

**Step 2**  
We will run through all the suitable options with you and finalise your requirements along with a quotation.

**Step 3**  
A technical drawing is produced for you to check and sign off on all measurements.

**Step 4**  
Your doors will be manufactured and delivered, by our own, in-house delivery team.

Picture used for illustrative purpose only.



## POPULAR FINISHES FOR BESPOKE DOORS AND DOOR SETS

Here are some of our most popular finishes, however we can work to many specifications and requirements.



Oak Walnut Light Grey Ash Grey Chocolate Grey White





# INTERNAL ROOMFOLD COLLECTION

The ultimate space saving alternative  
to traditional room dividers.





“ USING SOHO BLACK DOORS AS A ROOMFOLD ADDS STYLE AS WELL AS DIVIDING THE SEPARATE SPACES ”

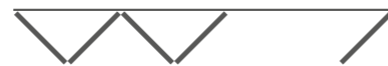


“ THE LARGE GLASS PANELS IN EACH OF THESE PATTERN 10 OAK DOORS ALLOWS LIGHT TO PASS BETWEEN ROOMS ”

ROOMFOLD 3 + 0

ROOMFOLD 3 + 1

ROOMFOLD 4 + 1



|                                | Product Code | Frame Size as Delivered       | Structural Opening Option     | Head Length Cutting Size | Door Size Required               |
|--------------------------------|--------------|-------------------------------|-------------------------------|--------------------------|----------------------------------|
| Roomfold 3+0 Internal Door Set | NVFS21303/0* | 2130mm (wide) x 2078mm (high) | 1681mm (wide) x 2083mm (high) | 1671mm                   | 1981 x 533 x 35mm (x3) 78" x 21" |
|                                |              | 2130mm (wide) x 2078mm (high) | 1912mm (wide) x 2083mm (high) | 1902mm                   | 1981 x 610 x 35mm (x3) 78" x 24" |
|                                |              | 2130mm (wide) x 2078mm (high) | 2140mm (wide) x 2083mm (high) | N/A                      | 1981 x 686 x 35mm (x3) 78" x 27" |
| Roomfold 3+1 Internal Door Set | NVFS28163/1* | 2816mm (wide) x 2078mm (high) | 2214mm (wide) x 2083mm (high) | 2204mm                   | 1981 x 533 x 35mm (x4) 78" x 21" |
|                                |              | 2816mm (wide) x 2078mm (high) | 2522mm (wide) x 2083mm (high) | 2512mm                   | 1981 x 610 x 35mm (x4) 78" x 24" |
|                                |              | 2816mm (wide) x 2078mm (high) | 2826mm (wide) x 2083mm (high) | N/A                      | 1981 x 686 x 35mm (x4) 78" x 27" |

NB – Frame is not pre-finished and requires finishing. Doors purchased separately.

ROOMFOLD 3 + 3

HARDWARE SUPPLIED



1. Track
2. Top pivot
3. Apron plate and hanger

4. Bottom pivot
5. Hinges

|                                | Product Code | Frame Size as Delivered       | Structural Opening Option     | Head Length Cutting Size | Door Size Required               |
|--------------------------------|--------------|-------------------------------|-------------------------------|--------------------------|----------------------------------|
| Roomfold 4+1 Internal Door Set | NVFS35024/1* | 3502mm (wide) x 2078mm (high) | 2747mm (wide) x 2083mm (high) | 2737mm                   | 1981 x 533 x 35mm (x5) 78" x 21" |
|                                |              | 3502mm (wide) x 2078mm (high) | 3132mm (wide) x 2083mm (high) | 3122mm                   | 1981 x 610 x 35mm (x5) 78" x 24" |
|                                |              | 3502mm (wide) x 2078mm (high) | 3512mm (wide) x 2083mm (high) | N/A                      | 1981 x 686 x 35mm (x5) 78" x 27" |
| Roomfold 3+3 Internal Door Set | NVFS41883/3* | 4188mm (wide) x 2078mm (high) | 3280mm (wide) x 2083mm (high) | 3270mm                   | 1981 x 533 x 35mm (x6) 78" x 21" |
|                                |              | 4188mm (wide) x 2078mm (high) | 3742mm (wide) x 2083mm (high) | 3732mm                   | 1981 x 610 x 35mm (x6) 78" x 24" |
|                                |              | 4188mm (wide) x 2078mm (high) | 4198mm (wide) x 2083mm (high) | N/A                      | 1981 x 686 x 35mm (x6) 78" x 27" |

NB – Frame is not pre-finished and requires finishing. Doors purchased separately.

# EXTERNA





EXTERNAL  
**OAK**  
COLLECTION

From sophistication to glamour,  
our external oak collection can  
work with any style home.

COTTAGE GLAZED OAK SEE PAGE 160

EXPECT MORE THAN JUST THE DOOR

VIEW THE COMPLETE OAK RANGE AT [LPDDOORS.CO.UK](http://LPDDOORS.CO.UK)





**ARTA GLAZED**

Material Oak  
Construction Dowel  
Raised Moulding Both Sides  
Glazing Frosted Double Glazed  
FSC® Certified

| Size      | Code     |
|-----------|----------|
| 78" x 30" | OWDART30 |
| 80" x 32" | OWDART32 |
| 78" x 33" | OWDART33 |



**MODICA**

Material Oak  
Construction Dowel  
Glazing N/A  
FSC® Certified

| Size      | Code     |
|-----------|----------|
| 78" x 30" | OWDMOD30 |
| 80" x 32" | OWDMOD32 |
| 78" x 33" | OWDMOD33 |



**NEWBURY GLAZED**

Material Oak  
Construction Dowel  
Raised Moulding Both Sides  
Glazing Frosted Double Glazed  
FSC® Certified

| Size      | Code     |
|-----------|----------|
| 78" x 30" | OWDNEW30 |
| 80" x 32" | OWDNEW32 |
| 78" x 33" | OWDNEW33 |
| 82" x 34" | OWDNEW34 |
| 84" x 36" | OWDNEW36 |



**PATTERN 10 GLAZED**

Material Oak  
Construction Dowel  
Glazing N/A


| Size      | Code     |
|-----------|----------|
| 78" x 30" | OP10XG30 |
| 80" x 32" | OP10XG32 |
| 78" x 33" | OP10XG33 |



**SALISBURY**

Material Oak  
Construction Dowel  
Raised Moulding One Side Only  
Glazing Part Obscured  
Double Glazed

| Size      | Code     |
|-----------|----------|
| 78" x 30" | OWDSAL30 |
| 80" x 32" | OWDSAL32 |
| 78" x 33" | OWDSAL33 |



**WINCHESTER**

Material Oak  
Construction Dowel  
Raised Moulding One Side Only  
Glazing Part Obscured  
Double Glazed

| Size      | Code      |
|-----------|-----------|
| 78" x 30" | OWDWINC30 |
| 80" x 32" | OWDWINC32 |
| 78" x 33" | OWDWINC33 |



**WESTMINSTER**

Material Oak  
Construction Dowel  
Raised Moulding One Side Only  
Glazing Leaded Double Glazed

| Size      | Code     |
|-----------|----------|
| 78" x 30" | OWESTG30 |
| 80" x 32" | OWESTG32 |
| 78" x 33" | OWESTG33 |



**NORFOLK**

Material Oak  
Construction Dowel  
Glazing N/A

| Size      | Code       |
|-----------|------------|
| 78" x 30" | ONORFOLK30 |
| 80" x 32" | ONORFOLK32 |
| 78" x 33" | ONORFOLK33 |



**SUFFOLK**

Material Oak  
Construction Dowel  
Raised Moulding One Side Only  
Glazing Part Obscured  
Double Glazed

| Size      | Code       |
|-----------|------------|
| 78" x 30" | OSUFFOLK30 |
| 80" x 32" | OSUFFOLK32 |
| 78" x 33" | OSUFFOLK33 |



**COPENHAGEN**

Material Oak  
Construction Dowel  
Glazing Frosted Double Glazed

| Size      | Code     |
|-----------|----------|
| 78" x 30" | COPOAK30 |
| 80" x 32" | COPOAK32 |
| 78" x 33" | COPOAK33 |



**GOODWOOD**

Material Oak  
Construction Dowel  
Raised Moulding Both Sides  
Glazing Frosted Double Glazed

| Size      | Code    |
|-----------|---------|
| 78" x 30" | OGOOD30 |
| 80" x 32" | OGOOD32 |
| 78" x 33" | OGOOD33 |



**MAJESTIC**

Material Oak  
Construction Dowel  
Raised Moulding Both Sides  
Glazing Zinc Clear Bevelled  
Double Glazed  
FSC® Certified

| Size      | Code     |
|-----------|----------|
| 78" x 30" | MAJOAK30 |
| 78" x 33" | MAJOAK33 |

Sold as unfinished single leaf doors  
NB - Doors do not have rebated meeting stiles.



“A SLIM, FROSTED GLAZED PANEL BRINGS LIGHT INTO YOUR HOME”

GOODWOOD SHOWN WITH CIRCULAR PULL HANDLE SEE PAGE 189





**COTTAGE GLAZED**

Material Oak  
Construction Dowel  
Raised Moulding One Side Only  
Glazing Leaded Double Glazed

| Size      | Code     |
|-----------|----------|
| 78" x 30" | OCOTTG30 |
| 80" x 32" | OCOTTG32 |
| 78" x 33" | OCOTTG33 |
| 82" x 34" | OCOTTG34 |
| 84" x 36" | OCOTTG36 |



**COTTAGE 4 LIGHT GLAZED**

Material Oak  
Construction Dowel  
Glazing Clear Double Glazed


| Size      | Code     |
|-----------|----------|
| 78" x 30" | O4LITE30 |
| 80" x 32" | O4LITE32 |
| 78" x 33" | O4LITE33 |



**COTTAGE 6 LIGHT GLAZED**

Material Oak  
Construction Dowel  
Glazing Clear Double Glazed

| Size      | Code     |
|-----------|----------|
| 78" x 30" | O6LITE30 |
| 80" x 32" | O6LITE32 |
| 78" x 33" | O6LITE33 |



**COTTAGE STABLE 1 LIGHT GLAZED**

Material Oak  
Construction Dowel  
Raised Moulding One Side Only  
Glazing Leaded Double Glazed

| Size      | Code       |
|-----------|------------|
| 78" x 30" | OCOTTSTA30 |
| 78" x 33" | OCOTTSTA33 |



**COTTAGE STABLE 4 LIGHT GLAZED**

Material Oak  
Construction Dowel  
Glazing Clear Double Glazed

| Size      | Code     |
|-----------|----------|
| 78" x 30" | OSTA4L30 |
| 80" x 32" | OSTA4L32 |
| 78" x 33" | OSTA4L33 |



**COTTAGE STABLE 6 LIGHT GLAZED**

Material Oak  
Construction Dowel  
Glazing Clear Double Glazed

| Size      | Code     |
|-----------|----------|
| 78" x 30" | OSTA6L30 |
| 80" x 32" | OSTA6L32 |
| 78" x 33" | OSTA6L33 |



“A TRADITIONAL DESIGN WHICH WILL STILL ALLOW LIGHT INTO YOUR HALLWAY, THIS WILL MAKE A GREAT FIRST IMPRESSION TO YOUR HOME”

COTTAGE GLAZED SHOWN WITH PREMIUM FRONT DOOR SET HANDLE SEE PAGE 188



**MALTON UNGLAZED**

Material Oak  
Construction Dowel  
Glazing Unglazed

| Size      | Code   |
|-----------|--------|
| 80" x 32" | OMAL32 |
| 78" x 33" | OMAL33 |



**UNIVERASAL SIDELIGHT GLAZED LEADED**

Material Oak  
Construction Dowel  
Raised Moulding One Side Only  
Glazing Leaded Double Glazed

| Size      | Code |
|-----------|------|
| 81" x 18" | OSLL |



**FROSTED SIDELIGHT GLAZED**

Material Oak  
Construction Dowel  
Raised Moulding One Side Only  
Glazing Frosted Double Glazed

| Size      | Code       |
|-----------|------------|
| 81" x 18" | OSLFROSTED |



**EMPRESS**

Material Oak  
Construction Dowel  
Raised Moulding Both Sides  
Glazing Zinc Clear Bevelled Double Glazed  
FSC® Certified

| Size      | Code     |
|-----------|----------|
| 78" x 30" | EMPOAK30 |
| 78" x 33" | EMPOAK33 |

**EMPRESS SIDELIGHT**

Material Oak  
Construction Dowel  
Raised Moulding Both Sides  
Glazing Zinc Clear Bevelled Double Glazed  
FSC® Certified

| Size      | Code   |
|-----------|--------|
| 78" x 18" | OSLEMP |

Sold as unfinished single leaf doors NB - Doors do not have rebated meeting stiles.



EXTERNAL  
**GRP**  
COMPOSITE  
COLLECTION

An effortless, low maintenance option  
with all the looks of traditional timber.

MODICA GREY SEE PAGE 166

EXPECT MORE THAN JUST THE DOOR

VIEW THE COMPLETE GRP RANGE AT [LPDDOORS.CO.UK](http://LPDDOORS.CO.UK)

163





**COLONIAL WHITE**

Material GRP  
Glazing N/A

| Size      | Code        |
|-----------|-------------|
| 80" x 32" | GRPCOLWHI32 |
| 78" x 33" | GRPCOLWHI33 |



**COLONIAL BLACK AND WHITE**

Material GRP  
Glazing N/A

| Size      | Code        |
|-----------|-------------|
| 80" x 32" | GRPCOLBLA32 |
| 78" x 33" | GRPCOLBLA33 |



**FROSTED BLACK AND WHITE SIDELIGHT GLAZED**

Material GRP  
Raised Moulding Both Sides  
Glazing Frosted Double Glazed

| Size         | Code        |
|--------------|-------------|
| 2032 x 356mm | GRPBLASLFRO |



“LET THE LIGHT SHINE THROUGH TO BRIGHTEN YOUR HOME”

MALTON WHITE GLAZED



**MEXICANO WHITE**

Material GRP  
Glazing N/A

| Size      | Code        |
|-----------|-------------|
| 80" x 32" | GRPMEXWHI32 |
| 78" x 33" | GRPMEXWHI33 |



**COTTAGE WHITE GLAZED**

Material GRP  
Raised Moulding Both Sides  
Glazing Leaded Double Glazed

| Size      | Code        |
|-----------|-------------|
| 80" x 32" | GRPCOTWHI32 |
| 78" x 33" | GRPCOTWHI33 |

**THE PERFECT PAIRING**

Premier Front Door Set  
(see page 188 for full details).



**MALTON WHITE GLAZED**

Material GRP  
Raised Moulding Both Sides  
Glazing Leaded Double Glazed

| Size      | Code        |
|-----------|-------------|
| 80" x 32" | GRPMALWHI32 |
| 78" x 33" | GRPMALWHI33 |



**ELEGANT WHITE SIDELIGHT**

Material GRP  
Raised Moulding Both Sides  
Glazing Leaded Double Glazed

| Size         | Code        |
|--------------|-------------|
| 2032 x 356mm | GRPWHISLELE |



**MALTON BLACK AND WHITE GLAZED**

Material GRP  
Raised Moulding Both Sides  
Glazing Leaded Double Glazed

| Size      | Code        |
|-----------|-------------|
| 80" x 32" | GRPMALBLA32 |
| 78" x 33" | GRPMALBLA33 |

All our GRP doors can be trimmed by 25mm on all edges.



COLONIAL 6P WHITE



**MALTON GREEN AND WHITE GLAZED**

Material GRP  
Raised Moulding Both Sides  
Glazing Leaded Double Glazed

| Size      | Code        |
|-----------|-------------|
| 80" x 32" | GRPMALGRN32 |
| 78" x 33" | GRPMALGRN33 |



**ELEGANT GREEN AND WHITE SIDELIGHT**

Material GRP  
Raised Moulding Both Sides  
Glazing Leaded Double Glazed

| Size         | Code        |
|--------------|-------------|
| 2032 x 356mm | GRPGRNSLELE |




**ELEGANT BLACK AND WHITE SIDELIGHT**

Material GRP  
Raised Moulding Both Sides  
Glazing Leaded Double Glazed

| Size         | Code        |
|--------------|-------------|
| 2032 x 356mm | GRPBLASLELE |


All our GRP doors can be trimmed by 25mm on all edges.



**MODICA WHITE**

Material GRP  
Glazing N/A

| Size      | Code        |
|-----------|-------------|
| 80" x 32" | GRPMODWHI32 |
| 78" x 33" | GRPMODWHI33 |



**NEWBURY WHITE GLAZED**

Material GRP  
Raised Moulding Both Sides  
Glazing Frosted Double Glazed


| Size      | Code        |
|-----------|-------------|
| 80" x 32" | GRPNEWWHI32 |
| 78" x 33" | GRPNEWWHI33 |



**FROSTED WHITE SIDELIGHT**

Material GRP  
Raised Moulding Both Sides  
Glazing Frosted Double Glazed

| Size         | Code      |
|--------------|-----------|
| 2032 x 356mm | GRPWHLFRO |



**MODICA GREY**

Material GRP  
Glazing N/A

| Size      | Code        |
|-----------|-------------|
| 80" x 32" | GRPMODGRE32 |
| 78" x 33" | GRPMODGRE33 |



**NEWBURY GREY GLAZED**

Material GRP  
Raised Moulding Both Sides  
Glazing Frosted Double Glazed

| Size      | Code        |
|-----------|-------------|
| 80" x 32" | GRPNEWGRE32 |
| 78" x 33" | GRPNEWGRE33 |




**FROSTED GREY SIDELIGHT**

Material GRP  
Raised Moulding Both Sides  
Glazing Frosted Double Glazed

| Size         | Code        |
|--------------|-------------|
| 2032 x 356mm | GRPGRESLFRO |

**THE PERFECT PAIRING**



Square Pull Handle Door Set  
(see page 189 for full details).

“ **CONTEMPORARY & STYLISH, THESE DOORS WILL LAST A LIFETIME** ”



“ **BOLD & MODERN, PERFECT FOR A PROPERTY TRANSFORMATION** ”

NEWBURY GREY GLAZED SHOWN WITH PREMIUM FRONT DOOR SET SEE PAGE 188

All our GRP doors can be trimmed by 25mm on all edges.





EXTERNAL  
**TIMBER  
COMPOSITE  
COLLECTION**


Stylish and modern embossed doors, excellent to add an instant on-trend finish to your home.

BEXHILL SILVER SEE PAGE 171

EXPECT MORE THAN JUST THE DOOR

VIEW THE COMPLETE TIMBER COMPOSITE RANGE AT [LPDDOORS.CO.UK](http://LPDDOORS.CO.UK)

169



**NEWMARKET CHARCOAL GREY**

Material Composite  
Glazing N/A

| Size      | Code        |
|-----------|-------------|
| 78" x 30" | EMBNEWCGR30 |
| 80" x 32" | EMBNEWCGR32 |
| 78" x 33" | EMBNEWCGR33 |



**NEWMARKET CHARCOAL GREY GLAZED**

Material Composite  
Raised Moulding Both Sides  
Glazing Frosted Double Glazed

| Size      | Code          |
|-----------|---------------|
| 78" x 30" | EMBNEWGLCGR30 |
| 80" x 32" | EMBNEWGLCGR32 |
| 78" x 33" | EMBNEWGLCGR33 |



**SUFFOLK CHARCOAL GREY GLAZED**

Material Composite  
Raised Moulding Both Sides  
Glazing Clear Bevel Double Glazed

| Size      | Code          |
|-----------|---------------|
| 78" x 30" | EMBSUFGLCGR30 |
| 80" x 32" | EMBSUFGLCGR32 |
| 78" x 33" | EMBSUFGLCGR33 |



**NORFOLK FRENCH SAGE**

Material Composite  
Glazing N/A

| Size      | Code        |
|-----------|-------------|
| 78" x 30" | EMBNORFRS30 |
| 80" x 32" | EMBNORFRS32 |
| 78" x 33" | EMBNORFRS33 |



**SUFFOLK FRENCH SAGE GLAZED**

Material Composite  
Raised Moulding Both Sides  
Glazing Clear Bevel Double Glazed


| Size      | Code         |
|-----------|--------------|
| 78" x 30" | EMBSUFLFRS30 |
| 80" x 32" | EMBSUFLFRS32 |
| 78" x 33" | EMBSUFLFRS33 |



**NORFOLK CHARCOAL GREY**

Material Composite  
Glazing N/A


| Size      | Code        |
|-----------|-------------|
| 78" x 30" | EMBNORCGR30 |
| 80" x 32" | EMBNORCGR32 |
| 78" x 33" | EMBNORCGR33 |



**SANTANDOR CHARCOAL GREY**

Material Composite  
Glazing N/A

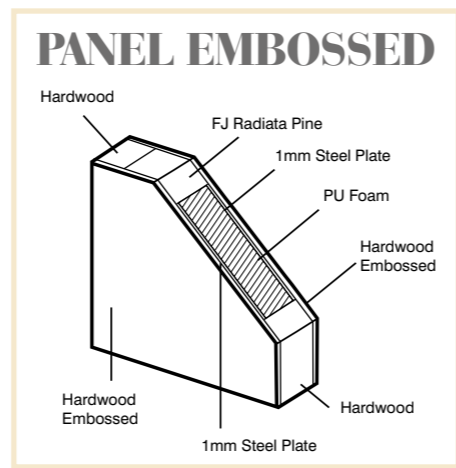
| Size      | Code        |
|-----------|-------------|
| 78" x 30" | EMBSANCGR30 |
| 80" x 32" | EMBSANCGR32 |
| 78" x 33" | EMBSANCGR33 |



**SANTANDOR SMOKED OAK**

Material Composite  
Glazing N/A

| Size      | Code       |
|-----------|------------|
| 78" x 30" | EMBSANSO30 |
| 80" x 32" | EMBSANSO32 |
| 78" x 33" | EMBSANSO33 |



**BEXHILL CHARCOAL GREY**

Material Composite  
Glazing N/A

| Size      | Code        |
|-----------|-------------|
| 78" x 30" | EMBBEXCGR30 |
| 80" x 32" | EMBBEXCGR32 |
| 78" x 33" | EMBBEXCGR33 |

**BEXHILL SILVER**

Material Composite  
Glazing N/A

| Size      | Code       |
|-----------|------------|
| 78" x 30" | EMBBEXLS30 |
| 80" x 32" | EMBBEXLS32 |
| 78" x 33" | EMBBEXLS33 |

“THE HERRINGBONE DESIGN ADDS AN EYE-CATCHING LOOK”







# EXTERNAL ESSENTIALS COLLECTION

An amazing assortment of design options at an attractive price point.

ANTRIM GLAZED SEE PAGE 174

EXPECT MORE THAN JUST THE DOOR

VIEW THE COMPLETE ESSENTIALS RANGE AT [LPDDOORS.CO.UK](http://LPDDOORS.CO.UK)





**ANTRIM GLAZED**

Material Hardwood  
Construction M&T  
Glazing Clear Double Glazed

| Size      | Code        |
|-----------|-------------|
| 78" x 30" | MTANTCGDG30 |
| 78" x 33" | MTANTCGDG33 |

NEW



**DX 30'S STYLE**

Material Hardwood  
Construction M&T  
Glazing N/A


| Size      | Code   |
|-----------|--------|
| 78" x 30" | MTDX30 |
| 80" x 32" | MTDX32 |
| 78" x 33" | MTDX33 |
| 82" x 34" | MTDX34 |
| 84" x 36" | MTDX36 |



**ISLINGTON**

Material Hardwood  
Construction M&T  
Raised Moulding One Side Only  
Glazing N/A

| Size      | Code      |
|-----------|-----------|
| 78" x 30" | MTISL4P30 |
| 80" x 32" | MTISL4P32 |
| 78" x 33" | MTISL4P33 |
| 82" x 34" | MTISL4P34 |
| 84" x 36" | MTISL4P36 |



**CHIGWELL CLEAR GLAZED**

Material Hardwood  
Construction M&T  
Glazing Clear Double Glazed

| Size      | Code        |
|-----------|-------------|
| 78" x 30" | MTCHICGDG30 |
| 80" x 32" | MTCHICGDG32 |
| 78" x 33" | MTCHICGDG33 |



**HARROW FROSTED GLAZED**

Material Hardwood  
Construction M&T  
Glazing Frosted Double Glazed

| Size      | Code        |
|-----------|-------------|
| 78" x 30" | MTHARFGDG30 |
| 80" x 32" | MTHARFGDG32 |
| 78" x 33" | MTHARFGDG33 |



**STABLE 1L STRAIGHT TOP**

Material Hardwood  
Construction M&T  
Glazing Unglazed

| Size      | Code       |
|-----------|------------|
| 78" x 30" | MTBAR30STR |
| 80" x 32" | MTBAR32STR |
| 78" x 33" | MTBAR33STR |



**STABLE 1L**

Material Hardwood  
Construction M&T or Dowel  
Glazing Unglazed

| Size      | M&T     | Dowel  |
|-----------|---------|--------|
| 78" x 30" | MTBAR30 | BAR303 |
| 80" x 32" | MTBAR32 | BAR323 |
| 78" x 33" | MTBAR33 | BAR333 |

Glazing Clear Double Glazed  
78" x 30" MTBARCGDG30  
80" x 32" MTBARCGDG32  
78" x 33" MTBARCGDG33



**STABLE 9L**

Material Hardwood  
Construction M&T or Dowel  
Glazing Unglazed

| Size      | M&T     | Dowel  |
|-----------|---------|--------|
| 78" x 30" | MTSTA30 | STA303 |
| 78" x 33" | MTSTA33 | STA333 |

Glazing Clear Double Glazed  
78" x 30" MTSTACGDG30  
80" x 32" MTSTACGDG32  
78" x 33" MTSTACGDG33



**STABLE 9L STRAIGHT TOP**

Material Hardwood  
Construction M&T  
Glazing Unglazed

| Size      | Code       |
|-----------|------------|
| 78" x 30" | MTSTA30STR |
| 80" x 32" | MTSTA32STR |
| 78" x 33" | MTSTA33STR |



**HAYES**

Material Hardwood  
Construction M&T  
Glazing N/A

| Size      | Code    |
|-----------|---------|
| 78" x 30" | MTHAY30 |
| 80" x 32" | MTHAY32 |
| 78" x 33" | MTHAY33 |

**BALHAM FROSTED GLAZED**

Material Hardwood  
Construction M&T  
Glazing Frosted Double Glazed

| Size      | Code        |
|-----------|-------------|
| 78" x 30" | MTBALFGDG30 |
| 80" x 32" | MTBALFGDG32 |
| 78" x 33" | MTBALFGDG33 |

“VERTICAL PANELLING FOR A STRONG, STYLISH LOOK”







**YORK**

Material Hardwood  
Construction M&T  
Glazing Unglazed

| Size      | Code    |
|-----------|---------|
| 78" x 30" | MTYOR30 |
| 80" x 32" | MTYOR32 |
| 78" x 33" | MTYOR33 |



**ELIZABETHAN**

Material Hardwood  
Construction Dowel  
Glazing Unglazed

| Size      | Code   |
|-----------|--------|
| 78" x 30" | LIZ303 |
| 80" x 32" | LIZ323 |
| 78" x 33" | LIZ333 |



**RICHMOND**

Material Hardwood  
Construction M&T  
Raised Moulding One Side Only  
Glazing Unglazed

| Size      | Code    |
|-----------|---------|
| 78" x 30" | MTRIC30 |
| 80" x 32" | MTRIC32 |
| 78" x 33" | MTRIC33 |
| 81" x 33" | MTRIC81 |



**GEORGIA**

Material Hardwood  
Construction Dowel  
Glazing Unglazed

| Size      | Code   |
|-----------|--------|
| 78" x 30" | GEO303 |
| 80" x 32" | GEO323 |
| 78" x 33" | GEO333 |



**CAROLINA 4 PANEL**

Material Hardwood  
Construction M&T  
Glazing Unglazed

| Size      | Code    |
|-----------|---------|
| 78" x 30" | MTCAR30 |
| 80" x 32" | MTCAR32 |
| 78" x 33" | MTCAR33 |
| 82" x 34" | MTCAR34 |
| 84" x 36" | MTCAR36 |

Glazing Clear Double Glazed  
78" x 30" MTCARCGDG30  
80" x 32" MTCARCGDG32  
78" x 33" MTCARCGDG33



**CAROLINA 6 PANEL**

Material Hardwood  
Construction Dowel  
Glazing Unglazed

| Size      | Code   |
|-----------|--------|
| 78" x 30" | CAR303 |
| 80" x 32" | CAR323 |
| 78" x 33" | CAR333 |



**MALTON**

Material Hardwood  
Construction M&T or Dowel  
Glazing Unglazed

| Size      | M&T       | Dowel  |
|-----------|-----------|--------|
| 78" x 30" | MTMAL30   | MAL303 |
| 80" x 32" | MTMAL32   | MAL323 |
| 78" x 33" | MTMAL33   | MAL333 |
| 82" x 34" | MTMAL34   | MAL343 |
| 84" x 36" | MTMAL36   | MAL363 |
| 78" x 36" | MTMAL7836 |        |



**MALTON GLAZED**

Material Hardwood  
Construction Dowel  
Glazing Frosted Double Glazed

| Size      | Code       |
|-----------|------------|
| 78" x 30" | MALHWDDG30 |
| 80" x 32" | MALHWDDG32 |
| 78" x 33" | MALHWDDG33 |

Construction M&T  
Glazing Clear Double Glazed  
78" x 30" MTMALCGDG30  
80" x 32" MTMALCGDG32  
78" x 33" MTMALCGDG33



**COLONIAL 4 PANEL**

Material Hardwood  
Construction M&T  
Glazing N/A

| Size      | Code      |
|-----------|-----------|
| 78" x 30" | MTCOL4P30 |
| 80" x 32" | MTCOL4P32 |
| 78" x 33" | MTCOL4P33 |
| 82" x 34" | MTCOL4P34 |
| 84" x 36" | MTCOL4P36 |



**2XGG**

Material Hardwood  
Construction M&T  
Glazing Unglazed

| Size      | Code    |
|-----------|---------|
| 78" x 30" | MTXGG30 |
| 80" x 32" | MTXGG32 |
| 78" x 33" | MTXGG33 |



**2XG 2 PANEL**

Material Hardwood  
Construction M&T or Dowel  
Glazing Unglazed

| Size      | M&T      | Dowel   |
|-----------|----------|---------|
| 78" x 30" | MTXG30   | XG2P303 |
| 80" x 32" | MTXG32   | XG2P323 |
| 78" x 33" | MTXG33   | XG2P333 |
| 82" x 34" | MTXG34   |         |
| 78" x 36" | MTXG7836 |         |
| 84" x 36" | MTXG36   |         |

Glazing Clear Double Glazed  
78" x 30" MTXGCGDG30  
80" x 32" MTXGCGDG32  
78" x 33" MTXGCGDG33



**WARWICK**

Material Hardwood  
Construction M&T  
Glazing Unglazed

| Size      | Code    |
|-----------|---------|
| 78" x 30" | MTWAR30 |
| 80" x 32" | MTWAR32 |
| 78" x 33" | MTWAR33 |
| 82" x 34" | MTWAR34 |
| 84" x 36" | MTWAR36 |

**THE PERFECT PAIRING**

Premier Front Door Set  
(see page 188 for full details).



**WINDSOR**

Material Hardwood  
Construction M&T  
Glazing Unglazed

| Size      | Code    |
|-----------|---------|
| 78" x 30" | MTWIN30 |
| 80" x 32" | MTWIN32 |
| 78" x 33" | MTWIN33 |

Glazing Clear Double Glazed  
78" x 30" MTWINGDG30  
78" x 33" MTWINGDG33



**COLONIAL 6 PANEL**

Material Hardwood  
Construction M&T or Dowel  
Glazing N/A

| Size      | M&T       | Dowel  |
|-----------|-----------|--------|
| 78" x 30" | MTCOL30   | COL303 |
| 80" x 32" | MTCOL32   | COL323 |
| 78" x 33" | MTCOL33   | COL333 |
| 82" x 34" | MTCOL34   | COL343 |
| 84" x 36" | MTCOL36   | COL363 |
| 78" x 36" | MTCOL7836 |        |
| 81" x 33" | MTCOL81   |        |



**SA**

Material Hardwood  
Construction Dowel  
Glazing Unglazed

| Size      | Code   |
|-----------|--------|
| 78" x 30" | SAX303 |
| 80" x 32" | SAX323 |
| 78" x 33" | SAX333 |



**SA CLEAR GLAZED**

Material Hardwood  
Construction M&T  
Glazing Clear Double Glazed

| Size      | Code        |
|-----------|-------------|
| 78" x 30" | MTSAXCGDG30 |
| 80" x 32" | MTSAXCGDG32 |
| 78" x 33" | MTSAXCGDG33 |

“UNFINISHED, THESE TRADITIONAL DOOR STYLES ARE READY TO BE PERSONALISED”





**DERBY  
UNGLAZED**

Material Hardwood  
Construction M&T  
Raised Moulding One Side Only  
Glazing Unglazed

| Size      | Code    |
|-----------|---------|
| 78" x 30" | MTDER30 |
| 80" x 32" | MTDER32 |
| 78" x 33" | MTDER33 |
| 82" x 34" | MTDER34 |
| 84" x 36" | MTDER36 |



**DERBY  
GLAZED LEADED**

Material Hardwood  
Construction M&T  
Raised Moulding One Side Only  
Glazing Leaded Double Glazed

| Size      | Code       |
|-----------|------------|
| 78" x 30" | MTDERTGL30 |
| 80" x 32" | MTDERTGL32 |
| 78" x 33" | MTDERTGL33 |
| 82" x 34" | MTDERTGL34 |
| 84" x 36" | MTDERTGL36 |



**ESTATE CROWN  
GLAZED**

Material Hardwood  
Construction M&T  
Raised Moulding One Side Only  
Glazing Leaded Double Glazed

| Size      | Code        |
|-----------|-------------|
| 78" x 30" | MTESTCRTG30 |
| 80" x 32" | MTESTCRTG32 |
| 78" x 33" | MTESTCRTG33 |
| 82" x 34" | MTESTCRTG34 |
| 84" x 36" | MTESTCRTG36 |



**KXT**

Material Hemlock  
Glazing Unglazed

| Size      | Code   |
|-----------|--------|
| 78" x 30" | HKXT30 |
| 78" x 33" | HKXT33 |



**2XGG**

Material Hemlock  
Glazing Unglazed


| Size      | Code      |
|-----------|-----------|
| 78" x 30" | H2XGG4430 |
| 78" x 33" | H2XGG4433 |



**2XG**

Material Hemlock  
Glazing Unglazed

| Size      | Code     |
|-----------|----------|
| 78" x 27" | H2XG4427 |
| 78" x 30" | H2XG4430 |
| 80" x 32" | H2XG4432 |
| 78" x 33" | H2XG4433 |



**COTTAGE  
GLAZED**

Material Hardwood  
Construction M&T  
Raised Moulding One Side Only  
Glazing Leaded Double Glazed

| Size      | Code      |
|-----------|-----------|
| 78" x 30" | MTCOTTG30 |
| 80" x 32" | MTCOTTG32 |
| 78" x 33" | MTCOTTG33 |
| 82" x 34" | MTCOTTG34 |
| 84" x 36" | MTCOTTG36 |



**WESTMINSTER  
GLAZED**

Material Hardwood  
Construction M&T  
Raised Moulding One Side Only  
Glazing Leaded Double Glazed

| Size      | Code      |
|-----------|-----------|
| 78" x 30" | MTWESTG30 |
| 80" x 32" | MTWESTG32 |
| 78" x 33" | MTWESTG33 |



**MDF DOOR  
BLANK FD30  
(44mm)**

Material MDF  
Glazing N/A

| Size      | Code    |
|-----------|---------|
| 84" x 36" | DB36MDF |



**2XGG PAIRS**

Material Hemlock  
Glazing Unglazed

| Size      | Code       |
|-----------|------------|
| 78" x 36" | HPRS2XGG36 |
| 78" x 46" | HPRS2XGG46 |

Supplied 44mm Thickness.  
NB - doors supplied rebated.



**GTP 2P PAIRS**

Material Hemlock  
Glazing Unglazed

| Size      | Code        |
|-----------|-------------|
| 78" x 36" | HPRSGTP2P36 |
| 78" x 46" | HPRSGTP2P46 |

Supplied 44mm Thickness.  
NB - doors supplied rebated.



**HARDWOOD  
LIPPED DOOR  
BLANKS FD30  
(44mm)**

Material Hardwood Face  
Glazing N/A

| Size         | Code     |
|--------------|----------|
| 78" x 27"    | DB27MAH  |
| 78" x 30"    | DB30MAH  |
| 80" x 32"    | DB32MAH  |
| 78" x 33"    | DB33MAH  |
| 81" x 33"    | DB81MAH  |
| 84" x 36"    | DB36MAH  |
| 96" x 48"    | DB48MAH  |
| 2040 x 526mm | DB526MAH |
| 2040 x 626mm | DB626MAH |
| 2040 x 726mm | DB726MAH |
| 2040 x 826mm | DB826MAH |
| 2040 x 862mm | DB862MAH |
| 2040 x 926mm | DB926MAH |



**HARDWOOD  
UNLIPPED DOOR  
BLANKS FD30  
(44mm)**

Material Hardwood Face  
Glazing N/A

| Size      | Code      |
|-----------|-----------|
| 84" x 36" | DB36MAHUL |
| 96" x 48" | DB48MAHUL |



**HARDWOOD  
LIPPED DOOR  
BLANKS FD60  
(54mm)**

Material Hardwood Face  
Glazing N/A


| Size         | Code      |
|--------------|-----------|
| 78" x 30"    | DB130MAH  |
| 80" x 32"    | DB132MAH  |
| 78" x 33"    | DB133MAH  |
| 84" x 36"    | DB136MAH  |
| 2040 x 726mm | DB1726MAH |
| 2040 x 826mm | DB1826MAH |
| 2040 x 926mm | DB1926MAH |



**PATTERN 10**

Material Hemlock  
Glazing Unglazed

| Size      | Code     |
|-----------|----------|
| 78" x 27" | HP104427 |
| 78" x 30" | HP104430 |
| 80" x 32" | HP104432 |
| 78" x 33" | HP104433 |



**PATTERN 20  
PAIRS**

Material Hemlock  
Glazing Unglazed

| Size      | Code     |
|-----------|----------|
| 78" x 36" | HPRS2036 |
| 78" x 46" | HPRS2046 |

Supplied 44mm Thickness.  
NB - doors supplied rebated.



**2XG**

Material Redwood  
Glazing Unglazed  
FSC® Certified

| Size      | Code   |
|-----------|--------|
| 78" x 30" | R2XG30 |
| 78" x 33" | R2XG33 |



Reverse

**L&B (38mm)**

Material Redwood  
Glazing N/A  
FSC® Certified

| Size      | Code  |
|-----------|-------|
| 78" x 24" | RLB24 |
| 78" x 27" | RLB27 |
| 78" x 30" | RLB30 |
| 80" x 32" | RLB32 |
| 78" x 33" | RLB33 |
| 78" x 36" | RLB36 |

\*Comprising 16mm boarding and 22mm ledges and braces.



Reverse

**FL&B (44mm)**

Material Redwood  
Glazing N/A  
FSC® Certified

| Size      | Code   |
|-----------|--------|
| 78" x 24" | RFLB24 |
| 78" x 27" | RFLB27 |
| 78" x 30" | RFLB30 |
| 80" x 32" | RFLB32 |
| 78" x 33" | RFLB33 |
| 78" x 36" | RFLB36 |


\*Comprising 13.5mm boarding.



**FL&B (44mm)**

Material Redwood  
Glazing N/A  
FSC® Certified

| Size      | Code        |
|-----------|-------------|
| 78" x 84" | RGARFLB6670 |
| 84" x 84" | RGARFLB7070 |



Reverse



**600 GATE (42mm)**

Material Redwood  
Glazing N/A  
FSC® Certified

| Size      | Code      |
|-----------|-----------|
| 36" x 36" | RGATE3636 |
| 36" x 42" | RGATE3642 |
| 36" x 48" | RGATE3648 |
| 42" x 36" | RGATE4236 |
| 42" x 42" | RGATE4242 |



Reverse



**SINGLE GLAZED GARAGE DOOR (44mm)**

Material Redwood  
Glazing Flemish  
FSC® Certified

| Size      | Code        |
|-----------|-------------|
| 78" x 84" | RGAR3016670 |
| 84" x 84" | RGAR3017070 |



Reverse

“CREATE A WARM AND WELCOMING ENTRANCE TO YOUR HOME WITH THIS GATE THAT YOU CAN MAKE YOUR OWN”





# EXTERNAL COMPOSITE DOOR SETS COLLECTION

A complete and smart solution,  
our composite GRP door sets are  
ready to finish your home off to a  
high standard.

BESPOKE OPTIONS AVAILABLE



**Bespoke  
Service  
Available**  
on selected ranges

We are delighted to be able to offer special sized doors in most models from this range of doors. Availability is subject to confirmation at the time of enquiry.





SHARDLOW GREY SHOWN WITH CIRCULAR PULL HANDLE SEE PAGE 189



“GLAZING HELPS THE LIGHT SHINE THROUGH THIS TRADITIONAL DESIGN”



**SHARDLOW GREY**

Material Composite  
Raised Moulding Both Sides  
Glazing Satin Double Glazed

| Size         | Code         |
|--------------|--------------|
| 2030 x 890mm | SHAGRE2030LH |
| 2030 x 890mm | SHAGRE2030RH |
| 2070 x 890mm | SHAGRE2070LH |
| 2070 x 890mm | SHAGRE2070RH |



**SPEEDWELL BLACK**

Material Composite  
Raised Moulding Both Sides  
Glazing Lead Double Glazed

| Size         | Code         |
|--------------|--------------|
| 2030 x 890mm | SPEBLA2030LH |
| 2030 x 890mm | SPEBLA2030RH |
| 2070 x 890mm | SPEBLA2070LH |
| 2070 x 890mm | SPEBLA2070RH |



**SPEEDWELL GREY**

Material Composite  
Raised Moulding Both Sides  
Glazing Lead Double Glazed

| Size         | Code         |
|--------------|--------------|
| 2030 x 890mm | SPEGRE2030LH |
| 2030 x 890mm | SPEGRE2030RH |
| 2070 x 890mm | SPEGRE2070LH |
| 2070 x 890mm | SPEGRE2070RH |

“READY TO BE INSTALLED, A SECURE & LOW MAINTENANCE OPTION”



**SPEEDWELL CHARTWELL GREEN**

Material Composite  
Raised Moulding Both Sides  
Glazing Lead Double Glazed

| Size         | Code         |
|--------------|--------------|
| 2030 x 890mm | SPECHA2030LH |
| 2030 x 890mm | SPECHA2030RH |
| 2070 x 890mm | SPECHA2070LH |
| 2070 x 890mm | SPECHA2070RH |



**SPEEDWELL BLUE**

Material Composite  
Raised Moulding Both Sides  
Glazing Lead Double Glazed

| Size         | Code         |
|--------------|--------------|
| 2030 x 890mm | SPEBLU2030LH |
| 2030 x 890mm | SPEBLU2030RH |
| 2070 x 890mm | SPEBLU2070LH |
| 2070 x 890mm | SPEBLU2070RH |

SPEEDWELL BLUE SHOWN WITH PREMIER FRONT DOOR SET SEE PAGE 188





# EXTERNAL ACCESSORIES COLLECTION

LPD offers a wide range of external door accessories to suit your needs, in both oak and hardwood. Easy to put together, these are designed to match our external range.

PREMIUM FRONT DOOR SET HANDLE SEE PAGE 188





**PREMIER FRONT DOOR SET**

- Code**  
 HARDEXTFRONTPREM
- 1.5 pr.: 100x75x3mm PS 2BB butt hinge CE13
  - 1 no.: UAP multipoint lock c/w reversible keeps
  - 1 no.: 35x35mm UAP 3 star solid secure Diamond cylinder
  - 1 set: Venice polished Stainless Steel euro lock furniture
  - 1 no.: 290x65mm PSS sleeved letter plate with silver surround
  - 1 no.: 152mm PCP um door knocker
  - 1 no.: 180 degree polished chrome door viewer
  - 1 no.: Polished chrome narrow door chain



**CIRCULAR PULL HANDLE**

- | Size             | Code            |
|------------------|-----------------|
| 1000 x 40 x 30mm | HARDEX7PM1000RD |
| 1200 x 40 x 30mm | HARDEX7PM1200RD |
| 1400 x 40 x 30mm | HARDEX7PM1400RD |
- 1.5 pr.: 100x75x3mm PS 2BB butt hinge CE13
  - 1 no.: UAP multipoint lock c/w reversible keeps
  - 1 no.: 35x35mm UAP 3 star solid secure Diamond cylinder
  - 1 set: Venice polished Stainless Steel euro lock furniture



**PREMIER REAR DOOR SET**

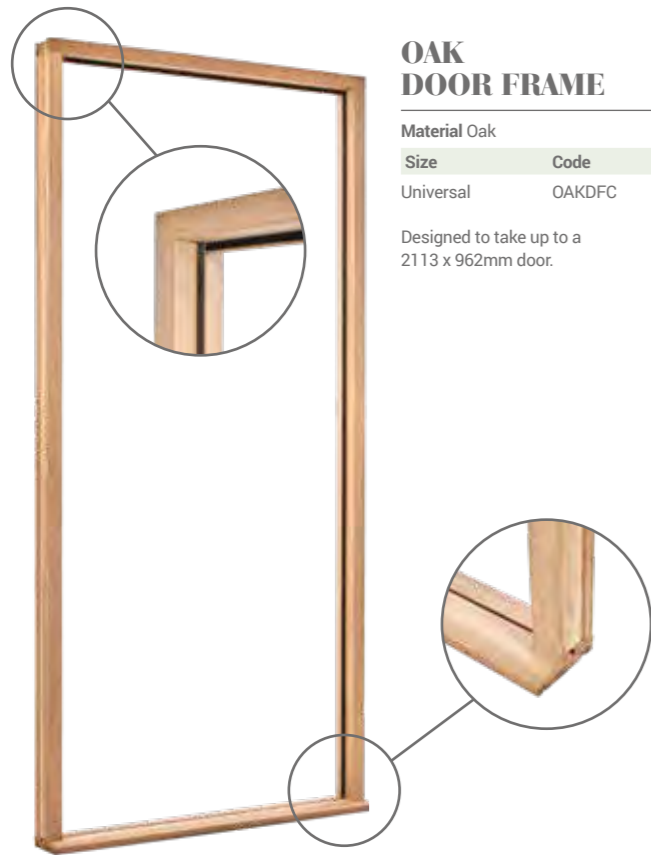
- Code**  
 HARDEXTREARPREM
- 1.5 pr.: 100x75x3mm PS 2BB butt hinge CE13
  - 1 no.: UAP multipoint lock c/w reversible keeps
  - 1 no.: 35x35mm UAP 3 star solid secure Diamond cylinder
  - 1 set: Venice polished Stainless Steel euro lock furniture



**SQUARE PULL HANDLE**

- | Size             | Code           |
|------------------|----------------|
| 1000 x 40 x 55mm | HARDEAPH1000SQ |
| 1200 x 40 x 55mm | HARDEAPH1200SQ |
| 1400 x 40 x 55mm | HARDEAPH1400SQ |
- 1.5 pr.: 100x75x3mm PS 2BB butt hinge CE13
  - 1 no.: UAP multipoint lock c/w reversible keeps
  - 1 no.: 35x35mm UAP 3 star solid secure Diamond cylinder
  - 1 set: San Marino polished chrome euro lock furniture






**OAK DOOR FRAME**

**Material Oak**

| Size      | Code   |
|-----------|--------|
| Universal | OAKDFC |

Designed to take up to a 2113 x 962mm door.



**HARDWOOD DOOR FRAME**

**Material Hardwood**

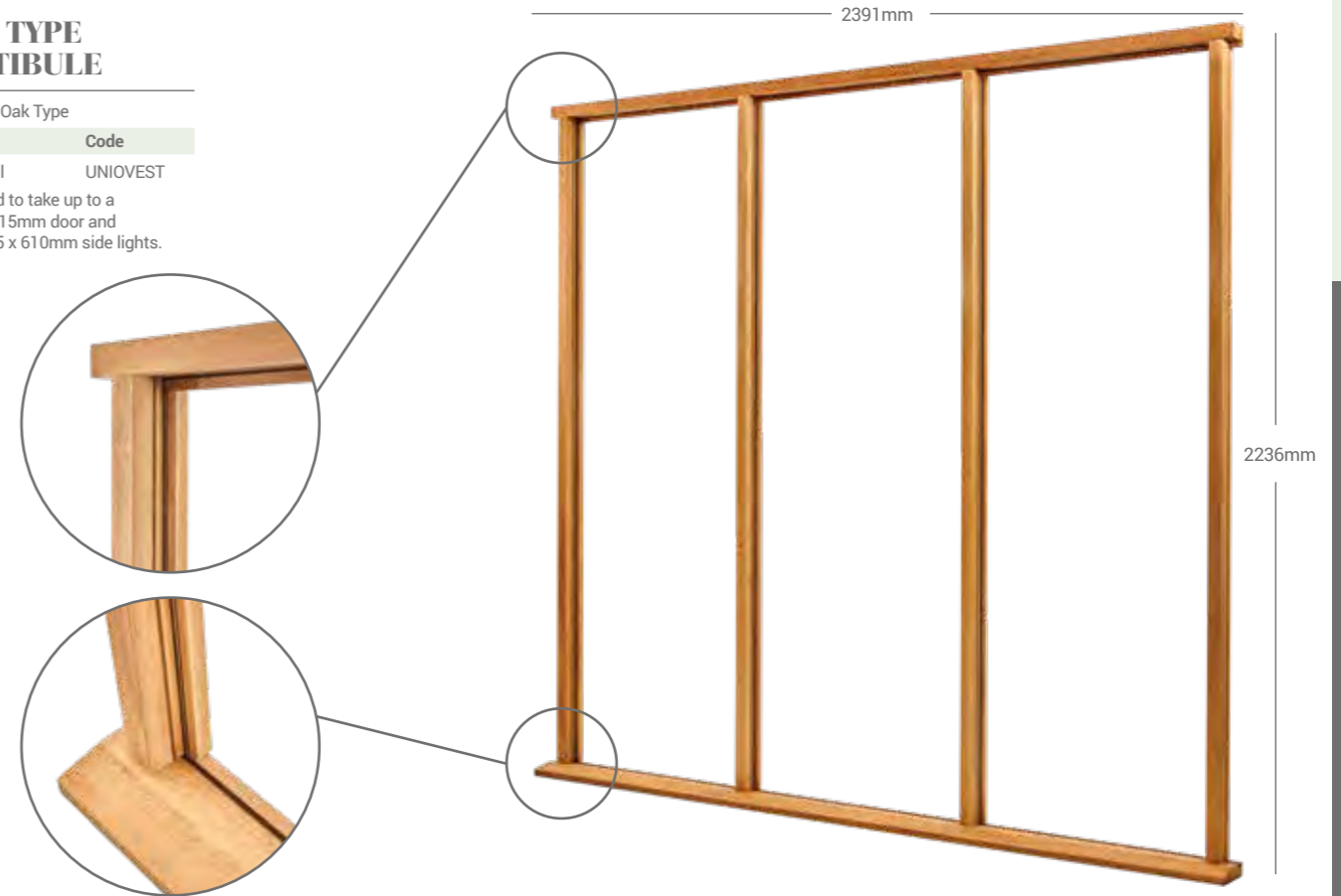
| Size      | Code    |
|-----------|---------|
| 78" x 30" | DFC30   |
| 80" x 32" | DFC32   |
| 78" x 33" | DFC33   |
| 82" x 34" | DFC34   |
| 78" x 36" | DFC7836 |
| 84" x 36" | DFC36   |
| 78" x 42" | DFC42   |
| 78" x 46" | DFC46   |
| 78" x 48" | DFC48   |
| 78" x 54" | DFC54   |
| 78" x 60" | DFC60   |

**OAK TYPE VESTIBULE**

**Material Oak Type**

| Size      | Code     |
|-----------|----------|
| Universal | UNIOVEST |

Designed to take up to a 2135 x 915mm door and two 2135 x 610mm side lights.



**HARDWOOD FANLIGHT**

**Material Hardwood**

| Size      | Code   |
|-----------|--------|
| Universal | UNIFDF |

Designed to take up to a 2135 x 915mm door.



**OAK WEATHER BAR**

**Material Oak**

| Size            | Code     |
|-----------------|----------|
| 915 x 38 x 55mm | OAKWBARS |



**HARDWOOD WEATHER BAR**

**Material Hardwood**

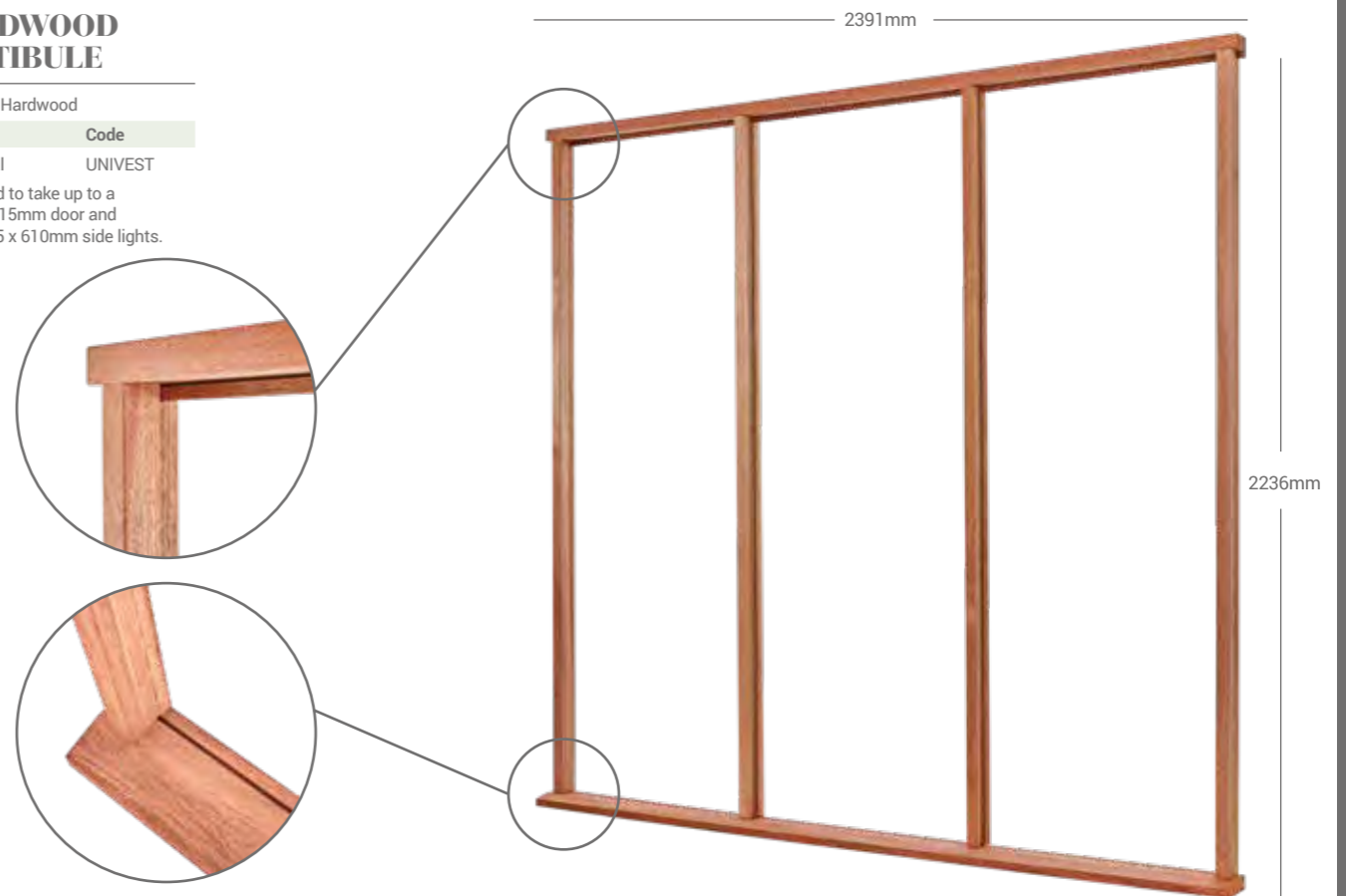
| Size            | Code  |
|-----------------|-------|
| 915 x 38 x 55mm | WBARS |

**HARDWOOD VESTIBULE**

**Material Hardwood**

| Size      | Code    |
|-----------|---------|
| Universal | UNIVEST |

Designed to take up to a 2135 x 915mm door and two 2135 x 610mm side lights.





# ENVIRONMENT & MATERIALS

Nothing is more valuable than the environment in which we live, and few industries are more closely linked with the environment than timber. LPD takes its responsibilities very seriously, striving to make a positive contribution to minimise the impact of its activities on the environment.

## ENVIRONMENT AND FSC®

LPD are wholly committed to the following Environmental Policy:

- To meet or exceed all the environmental legislation that relates to the Company's activities.
- Wherever and whenever economically practicable, endeavour to use environmentally safe materials.
- Where feasible, strive towards the continual reduction of all waste streams, to air, water and land.
- Wherever commercially viable, recycle and reuse any materials that would otherwise go to landfill.
- To regularly monitor energy usage in order to reduce overall consumption.
- To communicate the policy internally and place it in the public domain.
- To establish and regularly review all environmental objectives in respect of this policy.

Being a major force in the timber related industry, we are fully committed to upholding the principles of FSC®, and aligning ourselves with manufacturers who source their materials from well managed forests. We are proud to say that an ever increasing number of our products are FSC® certified, and as we move forward, this will become more prevalent.

## DOOR CONSTRUCTION

Most of our internal and external doors are manufactured using engineered component parts. This enables us to provide a product that offers a solid feel, combined with all the advantages that engineering brings in terms of strength, consistency and stability. All of our engineered doors are faced with veneers and matching lippings.



Products marked with the FSC® logo are being sourced from responsible sources. Certified in accordance with the rules of the Forest Stewardship Council®, Only the products in this brochure that are identified as such are FSC® certified.

# FINISHING GUIDELINES

## EXTERNAL JOINERY

Products taken out of their packaging must be fully decorated straight away. Sand away any handling marks or variations and dust thoroughly before priming or sealing. Ensure that wire wool or other sanding materials containing steel or iron are not used on any of our products. Where necessary it is important that doors and frames are fully sealed on the two faces and all edges. Areas that are cut out for handles, locks, hinges and letter plates etc. must also be fully sealed. These must be in accordance with British standards. Failure to seal products accordingly will invalidate any claims.

Use a proprietary branded Hi-Build stain or paint and treat in accordance with the manufacturer's instructions. Note: Redwood, boarded doors including garage and Paint Grade doors are only suitable for Hi-Build paint finish. Lightly sand between coats to provide the best finish. Ensure adequate drying time is allowed between coats.

The sun can shorten darker colours' lifespan which makes them vulnerable to the elements. Where there are areas of high exposure, cover the external door with a hood, canopy or porch to help create a decorative finish and elongate your doors lifespan. Regular maintenance however, is required to stop the deterioration of the wood, the construction and finish. When decorating the door, take care not to paint or stain weather strips, ironmongery, projecting hinges or moving parts as this could cause damage to the performance of the product.

LPD external joinery is NOT suitable for varnishes, waxes, polishes, dyes, oils including Danish Oil, yacht varnish or lacquers, as the finishes do not protect our products.

## INTERNAL JOINERY

Products taken out of their packaging, must be fully decorated straight away. Pre-finished doors however, come already finished and ready to hang. If the door edges are trimmed, they will need finishing with a polyurethane varnish.

Oak timber doors can be decorated with paint, stain, varnish or lacquer. White primed timber doors can be decorated with any good quality paint suited to your property.

LPD internal joinery is NOT suitable for waxes, polishes, dyes and oils etc. Please refer to manufacturer's instructions.

## MAINTENANCE GUIDELINES

LPD recommend the following points to maintain and extend the life of your exterior joinery products:

- All joinery products should be washed twice a year minimum with a mild solution of soapy water, and rinsed with clean water. This should be completed at least four times if in a marine or industrial environment.
- All mechanical hinges etc. should be oiled with grease or neutral oils.
- Weather seals should be checked and cleaned often.
- When cleaned, scrape, lightly sand and touch up any areas of wear and tear with a matching microporous paint or stain. Bare wood should be primed first.
- Timber is a natural product so performs slightly differently throughout the year, seasonal adjustment may be required to assure ongoing performance.

# THE LPD GUARANTEE

## 10 YEAR GUARANTEE

When it comes to producing quality doors to stand the test of time, we use only the finest quality materials and manufacturing processes.

We are proud to stand by our doors, and we have no hesitation in offering a conditional 10 Year guarantee against faulty materials or workmanship.

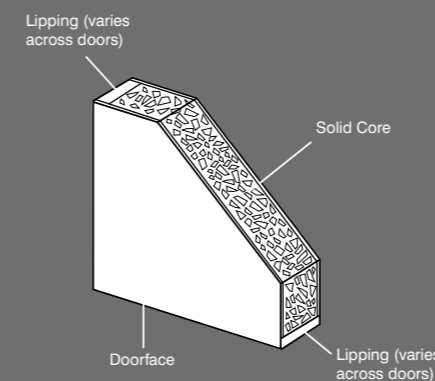
Should one of our doors be found to be defective upon delivery, or develop a fault due to faulty materials or workmanship within 10 Years of delivery, at our discretion we will offer the original purchaser the option of repair, replacement or refund.

Please refer to details online at [lpddoors.co.uk](http://lpddoors.co.uk).

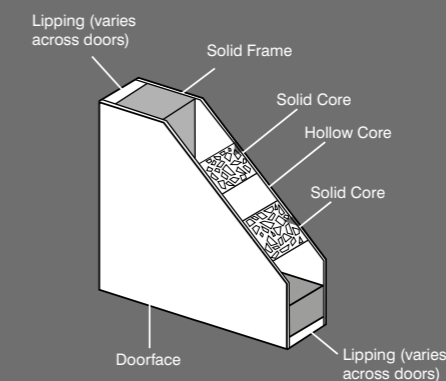


# CORE TYPES

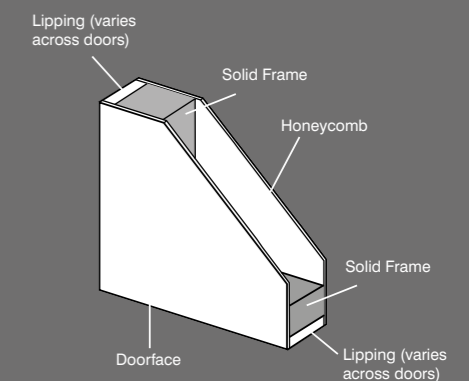
## SOLID CORE



## SEMI-SOLID CORE



## HOLLOW CORE





# INDEX

## INTERNAL DOORS

|                      |                              |     |
|----------------------|------------------------------|-----|
| 2 Panel Clear Pine   | Clear Pine                   | 114 |
| 3 Panel Clear Pine   | Clear Pine                   | 114 |
| 4 Panel Clear Pine   | Clear Pine                   | 114 |
| 4 Panel Knotty Pine  | Knotty Pine                  | 114 |
| 4P                   | Unfinished Oak               | 51  |
| 6 Panel Knotty Pine  | Knotty Pine                  | 114 |
| Alcaraz              | Pre-finished Chocolate Grey  | 78  |
| Amsterdam            | Pre-finished Oak             | 26  |
|                      | Primed Plus Grey             | 68  |
|                      | Primed Plus Black            | 69  |
|                      | Primed Plus White            | 84  |
| Antwerp              | Primed Black                 | 67  |
| Apollo               | Pre-finished Chocolate Grey  | 78  |
| Arnhem               | Pre-finished Oak             | 25  |
|                      | Primed Plus Grey             | 68  |
|                      | Primed Plus Black            | 69  |
|                      | Primed Plus White            | 84  |
|                      | Primed White Grain           | 93  |
| Barcelona            | Pre-finished Oak             | 26  |
| Barn                 | Primed White                 | 95  |
| Belize               | Pre-finished Oak             | 38  |
|                      | Unfinished Oak               | 38  |
|                      | Pre-finished Light Grey      | 76  |
| Brooklyn             | Primed White                 | 94  |
| Bruges               | Pre-finished White Composite | 112 |
| Canterbury           | Primed White                 | 97  |
| Carini               | Pre-finished Oak             | 44  |
|                      | Unfinished Oak               | 44  |
| Catalonia            | Pre-finished Oak             | 33  |
| Chelsea              | Primed Black                 | 57  |
| Contemporary         | Primed White                 | 91  |
| Coventry             | Pre-finished Oak             | 32  |
|                      | Unfinished Oak               | 32  |
|                      | Primed White                 | 89  |
| Diez                 | Pre-finished Charcoal Black  | 75  |
| Dover                | Pre-finished Charcoal Grey   | 79  |
|                      | Primed Plus White            | 87  |
| Downham              | Unfinished Oak               | 52  |
|                      | Primed White                 | 94  |
|                      | Primed White                 | 97  |
| DX30's Style         | Unfinished Oak               | 51  |
|                      | Primed White                 | 96  |
|                      | Radiata Pine                 | 114 |
| DX60's Style         | Unfinished Oak               | 51  |
|                      | Primed White                 | 96  |
| Edmonton             | Pre-finished Oak             | 42  |
|                      | Pre-finished Light Grey      | 77  |
| Eindhoven            | Pre-finished Oak             | 25  |
|                      | Primed Plus Black            | 69  |
|                      | Primed Plus White            | 84  |
| Galway               | Pre-finished Charcoal Grey   | 79  |
| Greenwich            | Primed Black                 | 63  |
|                      | Room Dividers                | 119 |
| GTP SA               | Primed White                 | 97  |
| Hastings             | Primed Plus White            | 87  |
| Horizontal Four Line | Composite                    | 112 |

|               |                                  |     |
|---------------|----------------------------------|-----|
| Idaho         | Pre-finished Oak                 | 42  |
|               | Unfinished Oak                   | 42  |
|               | Primed White                     | 89  |
| Inlay         | Pre-finished Oak                 | 45  |
| Kent          | Primed White                     | 96  |
| Kilburn       | Unfinished Oak                   | 49  |
| Knightsbridge | Primed Plus Black                | 70  |
|               | Primed Plus White                | 83  |
| Ladder        | White Composite                  | 111 |
| Liberty       | Primed Black                     | 63  |
| Lille         | Pre-finished Oak                 | 33  |
| Lincoln       | Pre-finished Oak                 | 48  |
|               | Unfinished Oak                   | 48  |
|               | Primed White                     | 96  |
|               | Room Dividers                    | 120 |
| London        | Unfinished Oak                   | 50  |
|               | Primed White Grain               | 93  |
|               | Primed White                     | 94  |
| Louis         | Unfinished Oak                   | 50  |
| Luxemburg     | Pre-finished White & Black       | 67  |
| Madrid        | Pre-finished Oak                 | 26  |
| Malton        | Unfinished Oak                   | 52  |
|               | Primed White                     | 97  |
| Manhattan     | Primed White                     | 94  |
|               | Room Dividers                    | 122 |
| Melbourne     | Pre-finished Oak                 | 29  |
|               | Pre-finished Ash Grey            | 73  |
| Mexicano      | Pre-finished Oak                 | 35  |
|               | Unfinished Oak                   | 35  |
|               | Primed White                     | 90  |
|               | Pre-finished Light Grey Laminate | 105 |
| Montpellier   | Primed White                     | 84  |
| Montreal      | Pre-finished Oak                 | 29  |
|               | Pre-finished Charcoal            | 73  |
|               | Pre-finished Black Laminate      | 104 |
|               | Pre-finished Light Grey Laminate | 104 |
| Nostalgia     | Primed White                     | 97  |
| Oak Flush     | Pre-finished Oak                 | 115 |
| Orly          | Primed White                     | 84  |
| Pattern 10    | Unfinished Oak                   | 45  |
| Pattern 20    | Unfinished Oak                   | 45  |
|               | Primed White                     | 91  |
| Pocket Doors  | Pocket Door Systems              | 142 |
| Regency 4P    | Smoked Oak                       | 27  |
|               | Pre-finished Oak                 | 50  |
|               | Unfinished Oak                   | 50  |
| Regency 6P    | Pre-finished Oak                 | 50  |
|               | Primed White                     | 96  |
| Reims         | Pre-finished Oak                 | 47  |
|               | Primed White                     | 84  |
|               | Pre-finished Oak Room Dividers   | 121 |
|               | Primed White Room Dividers       | 123 |
| Richmond      | Smoked Oak                       | 27  |
|               | Pre-finished Oak                 | 49  |
|               | Unfinished Oak                   | 49  |
|               | Clear Pine                       | 114 |
| Riviera       | Unfinished Oak                   | 50  |
| Room Fold     | Sliding/Folding Door Systems     | 152 |
| SA            | Unfinished Oak                   | 49  |

|                              |                                   |     |
|------------------------------|-----------------------------------|-----|
|                              | Primed White                      | 96  |
| Santandor                    | Pre-finished Light Grey Laminate  | 105 |
|                              | Pre-finished Ivory Laminate       | 105 |
| Seis                         | Pre-finished Charcoal Black       | 75  |
| Shaker                       | Primed White                      | 88  |
| Shaker 4P                    | Pre-finished Oak                  | 40  |
|                              | Unfinished Oak                    | 40  |
|                              | Primed White                      | 88  |
| Sierra Blanco                | Pre-finished Composite            | 87  |
| Smooth 6 Panel               | Composite                         | 113 |
| Sofia                        | Pre-finished Oak                  | 33  |
|                              | Pre-finished Walnut               | 100 |
| Soho                         | Pre-finished Charcoal             | 62  |
|                              | Primed Black                      | 63  |
|                              | Room Dividers                     | 118 |
| Solid Oak Button Bead        | Unfinished Oak                    | 53  |
| Framed & Ledged              |                                   |     |
| Solid Oak Button Bead Ledged | Unfinished Oak                    | 53  |
| Solid Oak Framed & Ledged    | Unfinished Oak                    | 53  |
| Solid Oak Ledged             | Unfinished Oak                    | 53  |
| Textured 2 Panel/1 Light     | Composite                         | 113 |
| Textured 2 Panel/2 Light     | Composite                         | 113 |
|                              | Pre-finished Grey Composite       | 113 |
| Textured 4 Panel             | Composite                         | 113 |
|                              | Pre-finished Grey Composite       | 113 |
| Textured 4 Panel             | White Composite                   | 111 |
| Contemporary                 |                                   |     |
| Textured 6 Panel             | Composite                         | 113 |
| Textured Classic 2 Panel     | Composite                         | 112 |
| Textured Mayfair             | Composite                         | 112 |
| Textured SA                  | Composite                         | 112 |
| Textured Vertical            | Pre-finished Grey Composite       | 110 |
|                              | Composite                         | 111 |
| Tres                         | Pre-finished Charcoal Black       | 75  |
|                              | Pre-finished Walnut               | 100 |
| Tribeca                      | Primed Black                      | 57  |
| Utah                         | Pre-finished Oak                  | 42  |
|                              | Unfinished Oak                    | 42  |
|                              | Primed White                      | 89  |
| Vancouver                    | Smoked Oak                        | 30  |
|                              | Pre-finished Oak                  | 31  |
|                              | Pre-finished Light Grey           | 74  |
|                              | Pre-finished Chocolate Grey       | 74  |
|                              | Pre-finished Ash Grey             | 74  |
|                              | Pre-finished Charcoal Black       | 74  |
|                              | Primed White                      | 91  |
|                              | Pre-finished Walnut               | 100 |
|                              | Pre-finished Oak Laminate         | 106 |
|                              | Pre-finished Black Laminate       | 106 |
|                              | Pre-finished Walnut Laminate      | 107 |
|                              | Pre-finished Dark Grey Laminate   | 107 |
|                              | Pre-finished Medium Grey Laminate | 107 |
|                              | Pre-finished Light Grey Laminate  | 107 |
| Wexford                      | Unfinished Oak                    | 52  |
| White Primed Flush           | White Primed                      | 115 |
| Zanzibar                     | Pre-finished Ash Grey             | 78  |
| Zeus                         | Pre-finished Ash Grey             | 78  |
|                              | Pre-finished Walnut               | 100 |

## INTERNAL HARDWARE AND ACCESSORIES

|                                  |                              |          |
|----------------------------------|------------------------------|----------|
| Architrave - Chamfered           | Oak Veneer                   | 140      |
|                                  | White Primed                 | 141      |
| Architrave - Ogee                | Oak Veneer                   | 140      |
|                                  | White Primed                 | 141      |
| Architrave - Single Groove       | Oak Veneer                   | 140      |
|                                  | White Primed                 | 141      |
| Ariel                            | Satin Chrome                 | 130      |
|                                  | Polished Brass               | 135      |
| Carina                           | Polished Chrome              | 128      |
|                                  | Matt Black                   | 134      |
| Charlton                         | Matt Black                   | 64       |
| Charon                           | Satin Chrome                 | 131      |
|                                  | Satin Brass                  | 135      |
| Concealed Hinges                 | Matt Black                   | 64 / 137 |
|                                  | Satin Chrome                 | 137      |
| Corvus                           | Satin Chrome                 | 130      |
| Crater                           | Polished Chrome              | 129      |
| Crux                             | Satin Chrome                 | 130      |
| Door Lining                      | Redwood                      | 139      |
|                                  | Oak                          | 139      |
|                                  | White Primed                 | 139      |
| Dorado                           | Polished Chrome              | 129      |
| Draco                            | Satin Chrome                 | 130      |
|                                  | Matt Black                   | 134      |
| Fire Door Lining FD30            | Hardwood                     | 139      |
|                                  | Redwood                      | 139      |
| Fire Door Lining FD60            | Hardwood                     | 139      |
| Fornax                           | Satin Chrome                 | 130      |
| Hardware Pack                    | Standard                     | 137      |
|                                  | Privacy                      | 137      |
| Hercules                         | Polished Chrome              | 128      |
|                                  | Satin Chrome                 | 130      |
|                                  | Matt Black                   | 134      |
| Hinge                            | Stainless Steel              | 137      |
|                                  | Polished Steel               | 137      |
|                                  | Matt Black                   | 137      |
| Hockey Stick                     | Hardwood                     | 139      |
| Hydra                            | Polished Chrome              | 128      |
|                                  | Matt Black                   | 134      |
| Hyperion                         | Polished Chrome              | 128      |
|                                  | Satin Chrome                 | 131      |
| Indus                            | Polished Chrome              | 129      |
| Intumescent                      | White                        | 138      |
|                                  | Brown                        | 138      |
| Jupiter                          | Polished Chrome/Satin Nickel | 133      |
| Lip                              | Hardwood                     | 139      |
| Lupus                            | Satin Chrome                 | 131      |
|                                  | Matt Black                   | 134      |
|                                  | Rose Gold                    | 135      |
| Lyra                             | Polished Chrome              | 128      |
|                                  | Satin Chrome                 | 131      |
| Manhattan Ball Latch             | Matt Black                   | 65       |
| Manhattan Hinges                 | Matt Black                   | 64       |
| Manhattan Magnetic Latch         | Matt Black                   | 65       |
| Manhattan Magnetic Privacy Latch | Matt Black                   | 65       |
| Manhattan Thumb Turn             | Matt Black                   | 64       |
| Mars                             | Polished Chrome/Satin Nickel | 132      |
| Mercer                           | Matt Black                   | 64       |
| Mercury                          | Polished Chrome/Satin Nickel | 132      |
| Musca                            | Polished Chrome              | 129      |
| Neptune                          | Polished Chrome/Satin Chrome | 132      |
| Norma                            | Satin Chrome                 | 131      |
| Orion                            | Polished Chrome              | 128      |

|                          |                              |          |
|--------------------------|------------------------------|----------|
| Pairs Door Lining FD30   | Redwood                      | 139      |
| Pairs Door Lining        | Redwood                      | 139      |
| Pegasus                  | Satin Chrome                 | 131      |
| Perseus                  | Bronze                       | 136      |
| Phoenix                  | Matt Black                   | 134      |
|                          | Rose Gold                    | 135      |
| Pictor                   | Satin Chrome                 | 136      |
| Pluto                    | Polished Chrome/Satin Chrome | 133      |
| Polaris                  | Polished Chrome/Black Chrome | 133      |
| Saturn                   | Polished Chrome/Satin Nickel | 132      |
| Sculptor                 | Satin Chrome                 | 131      |
| Sirus                    | Polished Chrome/Black Chrome | 133      |
| Skirting - Chamfered     | Oak Veneer                   | 140      |
|                          | White Primed                 | 141      |
| Skirting - Ogee          | Oak Veneer                   | 140      |
|                          | White Primed                 | 141      |
| Skirting - Single Groove | Oak Veneer                   | 140      |
|                          | White Primed                 | 141      |
| Solar                    | Polished Chrome/Satin Nickel | 132      |
| Sullivan                 | Matt Black                   | 64 / 136 |
| T Lip                    | Oak                          | 138      |
|                          | Hardwood                     | 138      |
| Vega                     | Polished Chrome/Black Chrome | 133      |
| Vela                     | Satin Chrome                 | 136      |
| Venus                    | Polished Chrome/Satin Nickel | 132      |
| Zematt                   | Satin Stainless Steel        | 127      |
|                          | Satin Copper                 | 127      |
|                          | Matt Black                   | 127      |
| Zurich                   | Satin Stainless Steel        | 126      |
|                          | Satin Gold                   | 126      |
|                          | Satin Copper                 | 126      |
|                          | Matt Black                   | 126      |

## EXTERNAL DOORS

|                   |           |     |
|-------------------|-----------|-----|
| 2XG               | Hardwood  | 177 |
|                   | Hemlock   | 179 |
|                   | Redwood   | 180 |
| 2XGG              | Hardwood  | 177 |
|                   | Hemlock   | 179 |
| Antrim            | Hardwood  | 174 |
| Arta              | Oak       | 158 |
| Balham            | Hardwood  | 175 |
| Bexhill           | Composite | 171 |
| Carolina          | Hardwood  | 177 |
| Chigwell          | Hardwood  | 174 |
| Colonial          | GRP       | 164 |
|                   | Hardwood  | 176 |
| Copenhagen        | Oak       | 159 |
| Cottage           | Oak       | 160 |
|                   | GRP       | 164 |
|                   | Hardwood  | 178 |
| Derby             | Hardwood  | 178 |
| DX30's Style      | Hardwood  | 174 |
| Elegant Sidelight | GRP       | 165 |
| Elizabethan       | Hardwood  | 176 |
| Empress           | Oak       | 161 |
| Empress Sidelight | Oak       | 161 |
| Estate Crown      | Hardwood  | 178 |
| FL&B              | Redwood   | 180 |
| Frosted Sidelight | Oak       | 160 |
|                   | GRP       | 164 |
| Gate              | Redwood   | 180 |
| Georgia           | Hardwood  | 177 |
| Goodwood          | Oak       | 159 |
| GTP 2P            | Hemlock   | 179 |
| Hardwood Lipped   | Hardwood  | 178 |

|                           |           |     |
|---------------------------|-----------|-----|
| Hardwood Unlipped         | Hardwood  | 178 |
| Harrow                    | Hardwood  | 174 |
| Hayes                     | Hardwood  | 175 |
| Islington                 | Hardwood  | 174 |
| KXT                       | Hemlock   | 179 |
| L&B                       | Redwood   | 180 |
| Majestics                 | Oak       | 159 |
| Malton                    | Oak       | 160 |
|                           | GRP       | 165 |
|                           | Hardwood  | 176 |
| MDF Door Blank            | Hardwood  | 178 |
| Mexicano                  | GRP       | 164 |
| Modica                    | Oak       | 158 |
|                           | GRP       | 166 |
| Newbury                   | Oak       | 158 |
|                           | GRP       | 166 |
| Newmarket                 | Composite | 170 |
| Norfolk                   | Oak       | 158 |
|                           | Composite | 170 |
| Pattern 10                | Oak       | 158 |
|                           | Hemlock   | 179 |
| Pattern 20                | Hemlock   | 179 |
| Richmond                  | Hardwood  | 176 |
| SA                        | Hardwood  | 177 |
| Salisbury                 | Oak       | 158 |
| Santandor                 | Composite | 170 |
| Shardlow                  | Composite | 184 |
| Single Glazed Garage Door | Redwood   | 181 |
| Speedwell                 | Composite | 184 |
| Stable                    | Hardwood  | 174 |
| Suffolk                   | Oak       | 158 |
|                           | Composite | 170 |
| Universal Sidelight       | Oak       | 160 |
| Warwick                   | Hardwood  | 177 |
| Westminster               | Oak       | 158 |
|                           | Hardwood  | 178 |
| Winchester                | Oak       | 158 |
| Windsor                   | Hardwood  | 176 |
| York                      | Hardwood  | 176 |

## EXTERNAL HARDWARE AND ACCESSORIES

|                        |          |     |
|------------------------|----------|-----|
| Premier Front Door Set | 188      |     |
| Premier Rear Door Set  | 188      |     |
| Circular Pull Handle   | 189      |     |
| Square Pull Handle     | 189      |     |
| Oak Door Frame         | Oak      | 190 |
| Hardwood Door Frame    | Hardwood | 190 |
| Hardwood Fanlight      | Hardwood | 190 |
| Oak Weather Bar        | Oak      | 190 |
| Hardwood Weather Bar   | Hardwood | 190 |
| Oak Type Vestibule     | Oak      | 191 |
| Hardwood Vestibule     | Hardwood | 191 |



**lpd**  
DOORS

Leeds Plywood & Doors Ltd  
Midland Road

Leeds  
LS10 2RJ

**Sales Line** 0113 271 5151

**Fax** 0113 277 2728

**Email** [sales@lpddoors.co.uk](mailto:sales@lpddoors.co.uk)

**Web** [www.lpddoors.co.uk](http://www.lpddoors.co.uk)



MIX  
Paper from  
responsible sources  
FSC® C011127

